

# LPX-80 RGBW

## 120V-277V RGBW INDOOR/ OUTDOOR ACCENT LIGHT

Project \_\_\_\_\_  
Location \_\_\_\_\_  
Quote/ Ref # \_\_\_\_\_

The **LPX-80 RGBW** is an RGBW 120V LED linear luminaire ideal for media facades and delineation of largescale structures such as bridges and towers. IP66-rated for outdoor applications, the linear bar's acrylic square or rounded diffuser lenses produce perfectly uniform and saturated light.

### SPECIFICATIONS

INPUT VOLTAGE	120V-277V
POWER CONSUMPTION	6W per Ft.
LUMEN OUTPUT	Up to 150 Lm/ Ft.
BEAM ANGLE	160°
CRI	85+
COLOR TEMPERATURE	RGB+30K   RGB+40K
DIMMING/ CONTROL	DMX
MAXIMUM RUN LENGTH	71 Ft. (120V)   157 Ft. (277V)
IP RATING	IP66 Wet Location Rated
AMBIENT TEMPERATURE	-4°F (-20°C) to 122°F (50°C)
LUMEN MAINTENANCE	50,000 Hrs.
CERTIFICATIONS	ETL Listed



### FEATURES

- 120V-277V
- 6W per Ft
- 150 Lumens per Ft.
- DMX Control
- IP66 Wet Location
- ETL Listed (US and Canada)



MODEL	LENGTH	COLOR TEMP	MOUNTING	LENS	FINISH	CONTROL
LPX80	<b>24</b> 24.21 in. 12W	<b>RGBW30K</b> RGB + 3000K	<b>STD</b> Adjustable Mounting	<b>SQ</b> Square	<b>GR</b> Grey	<b>DMX</b> DMX
	<b>48</b> 48.03 in. 24W	<b>RGBW40K</b> RGB + 4000K	<b>PIV</b> Pivot Mounting	<b>RN</b> Round	<b>CUS</b> Custom Finish	

# LPX-80 RGBW


120V-277V RGBW INDOOR/ OUTDOOR ACCENT LIGHT

## MOUNTING OPTIONS

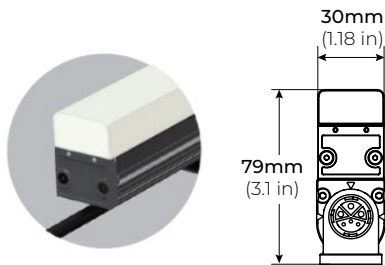
LPX80-STD  
ADJUSTABLE MOUNTING



LPX80-PIV  
PIVOT MOUNTING

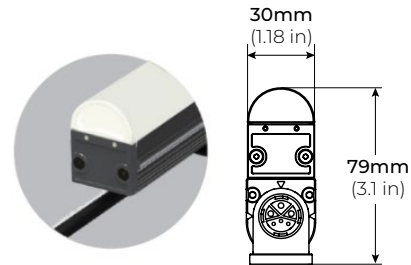


## DIMENSIONS



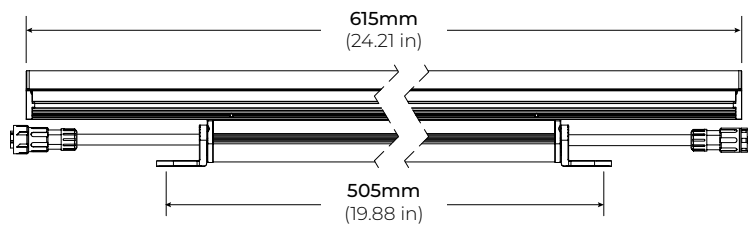
SQUARE LENS

160°

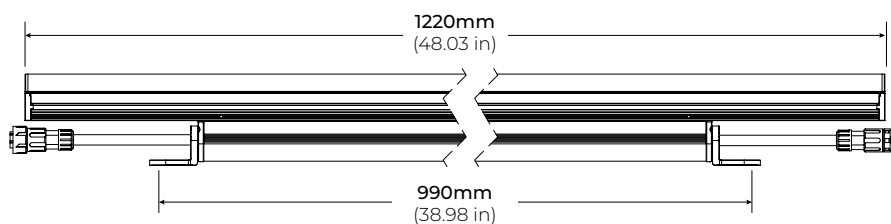


ROUND LENS

160°



LPX80-24

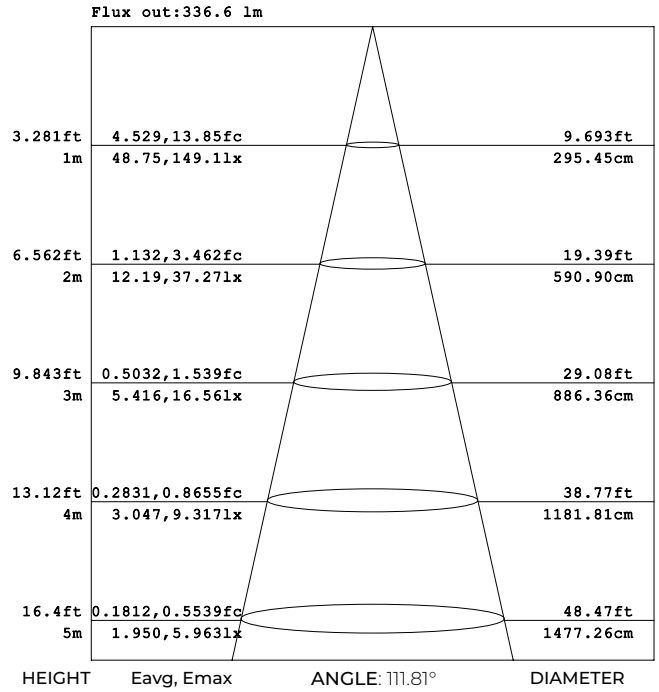
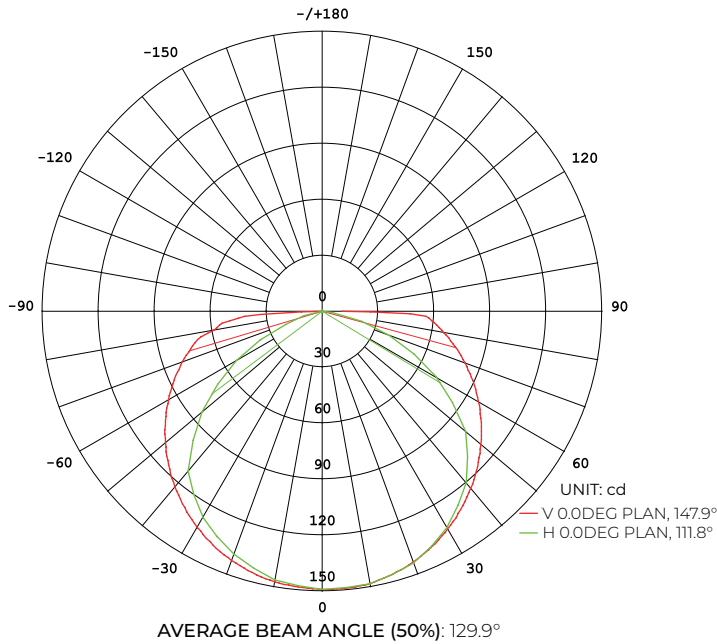


LPX80-48

# LPX-80 RGBW

120V-277V RGBW INDOOR/ OUTDOOR ACCENT LIGHT

## LIGHT DISTRIBUTION



## COMPATIBLE ACCESSORIES

LPX80-LNK-10-RGBW  
 LPX80-LNK-36-RGBW  
 LPX80-LNK-72-RGBW  
 10", 36", 72" LINK EXTENSION CABLE  
 \*Sold Separately



LPX80-HWC-72-RGBW  
 LPX80-HWC-120-RGBW  
 72" AND 120" HARDWIRE CABLE  
 \*Sold Separately

