

LPS WET CUSTOM PANEL

CUSTOMIZABLE OUTDOOR LED SHEET PANEL LIGHTING SYSTEM

Project _____

Location _____

Quote/ Ref # _____

Manufactured with high-quality light guide plate with advanced laser dot technology for uniform and seamless illumination and maximum brightness. Suitable for: Hospitality, Retail, Residential, Bars, Restaurants, Accent Lighting, Cove lighting, Millwork, Branding, Signage and Custom Fixtures.



SPECIFICATIONS

INPUT VOLTAGE	12V 24V DC
POWER CONSUMPTION	4.5W/ Sq Ft.
THICKNESS	8mm
LUMEN OUTPUT	95 Lm/ W
CRI	90+
COLOR TEMPERATURE	27K/ 30K/ 35K/ 40K/ 50K/ 60K
WIRE SIZE	20 AWG 2 Wire
MAXIMUM SIZE	118 in. x 59 in. (L x W)
WEIGHT	1.46 lbs/ sq ft.
OPERATING VOLTAGE	120-277V
SURFACE LUX	2,000 - 10,000 LUX
UNIFORMITY	>85%
DIMMING	MLV, ELV, 0-10V, TRIAC and DALI
OPERATING TEMPERATURE	-22°F (-30°C) to 104°F (40°C)
IP RATING	IP65
LUMEN MAINTENANCE	50,000 Hrs.
CERTIFICATIONS	UL Listed (US and Canada)

FEATURES

- Available in 12V or 24V DC
- Dimmable to 1%
- 8mm Thickness
- Any shape or size up to 118" x 59" (L x W)
- UL Listed (US and Canada)

* Approved for closet/ storage space installation per NEC 410.16(A)(3) and 410.16(C)(5)

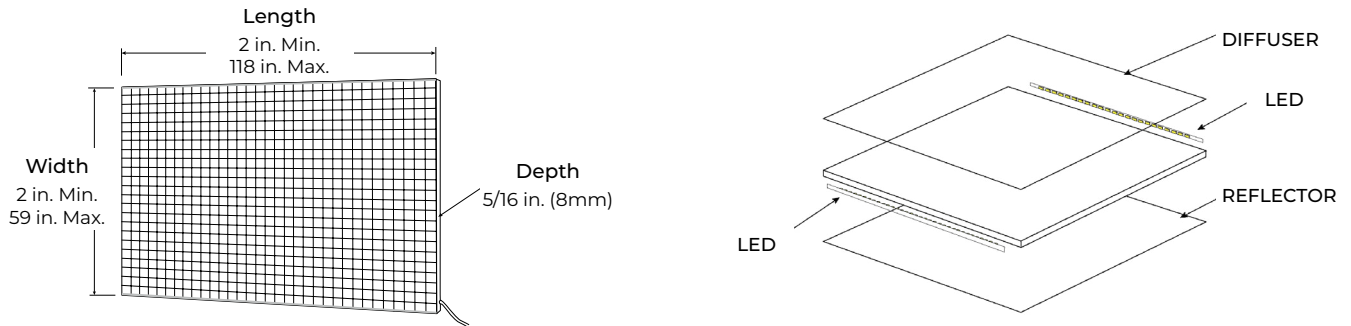


MODEL	COLOR TEMP	SIZE	LENS	POWER FEED	VOLT
LPS-WET	27K 2700K	*XX Custom	*FR Frosted Diffuser	<u>Side Feed</u> A1 A2 A3 A4 A5 A6 A7 A8	12V 12V
	30K 3000K				
	35K 3500K				
	40K 4000K				
	50K 5000K				
	60K 6000K				
		* L x W (length x width) Please consult factory	* Standard Model	See page 3 for powerfeed reference	24V 24V DC

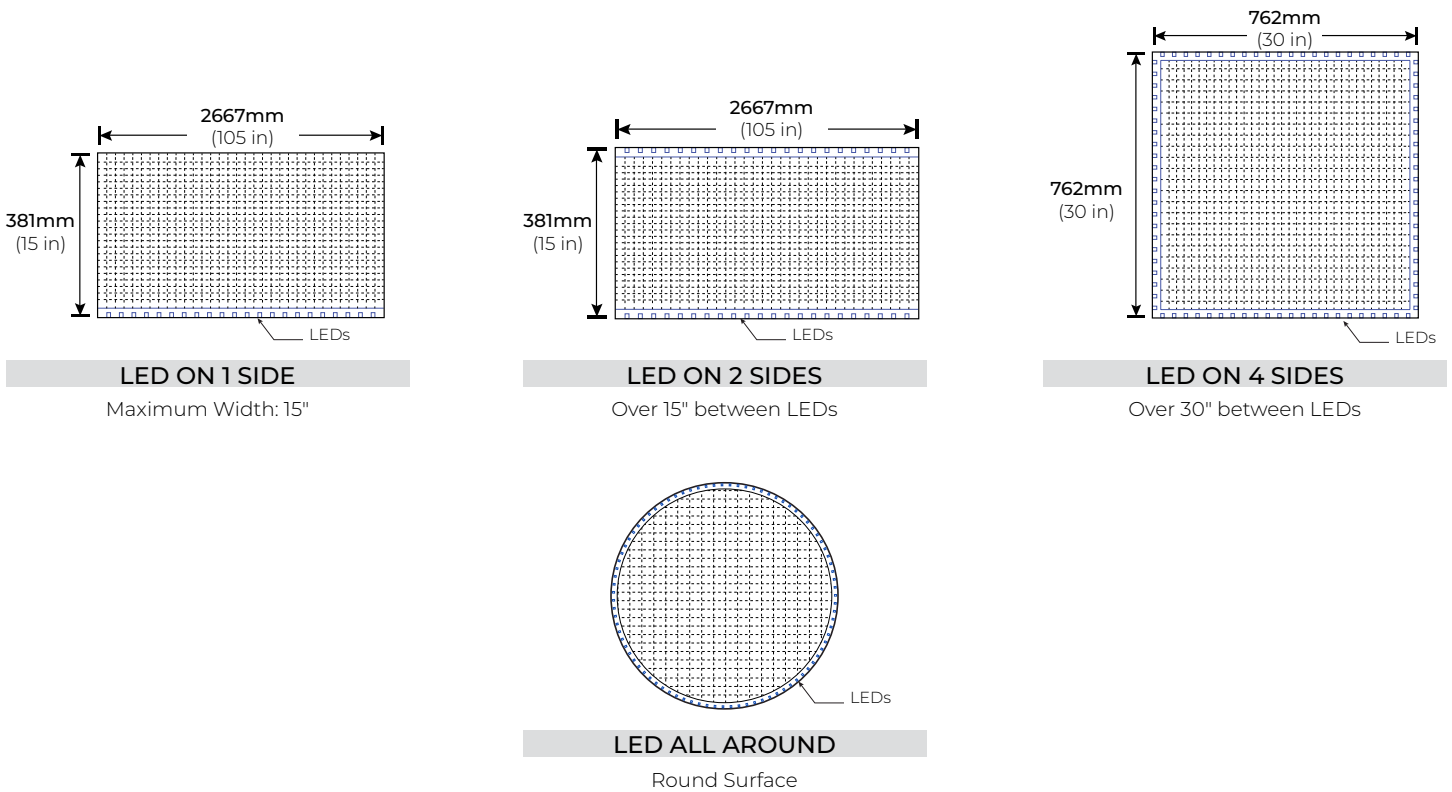
LPS WET CUSTOM PANEL

CUSTOMIZABLE OUTDOOR LED SHEET PANEL LIGHTING SYSTEM

DIMENSIONS



SURFACE ILLUMINATION



ILLUMINATION GUIDE

SIZE	LED STRIP	SURFACE BRIGHTNESS	WATT
6 in. x 6 in.	1 Side	6,000 Lx	2W
12 in. x 12 in.	1 Side	3,000 Lx	4W
24 in. x 24 in.	2 Sides	3,200 Lx	15W
36 in. x 36 in.	2 Sides	2,600 Lx	23W
Ø 12 in.	All Around	13,000 Lx	11.2W
Ø 24 in.	All Around	5,400 Lx	24W
Ø 36 in.	All Around	4,500 Lx	36W

LPS WET CUSTOM PANEL

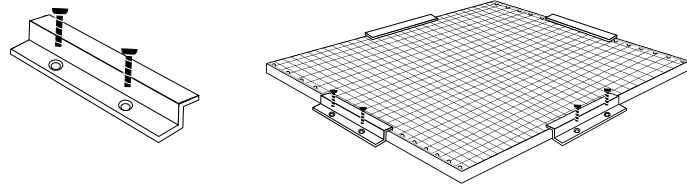
CUSTOMIZABLE OUTDOOR LED SHEET PANEL LIGHTING SYSTEM

MOUNTING ACCESSORIES

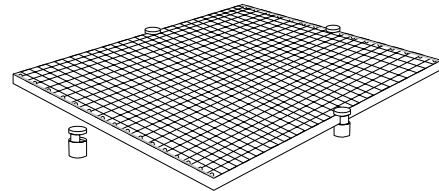
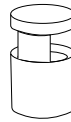
Hardware provided by others.

Z-CLIPS

*Screw Z-Clips to the back of the frame and to the wall.

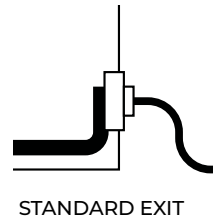
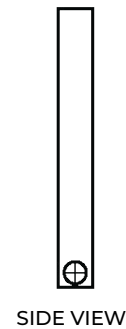
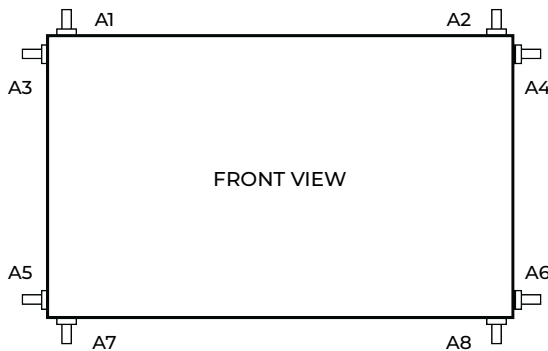


MIRROR CLIPS



POWER FEED OPTIONS

TYPE A SIDE FEED



LPS WET CUSTOM PANEL

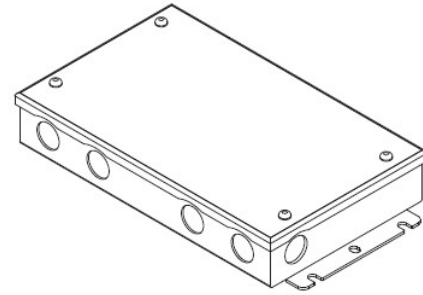
CUSTOMIZABLE OUTDOOR LED SHEET PANEL LIGHTING SYSTEM

COMPATIBLE TRANSFORMERS

PSDL SERIES TRIAC DIMMABLE

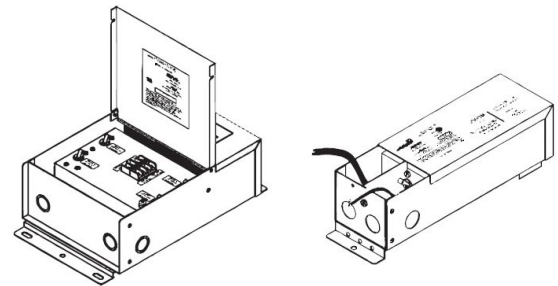
PSDL-30W-12V	CLASS 2	6.5" X 3.63" X 1.58"
PSDL-60W-12V	CLASS 2	7.4" X 3.63" X 1.58"
PSDL-100W-12V	CLASS 2	8.67" X 3.67 X 1.62"
PSDL-150W-12V		10.25" X 4.06" X 1.82"
PSDL-200W-12V		10.25" X 4.06" X 1.82"
PSDL-300W-12V		10.25" X 4.06" X 1.82"

PSDL-30W-24V	CLASS 2	6.5" X 3.63" X 1.58"
PSDL-60W-24V	CLASS 2	7.4" X 3.63" X 1.58"
PSDL-96W-24V	CLASS 2	8.67" X 3.67 X 1.62"
PSDL-150W-24V		10.25" X 4.06" X 1.82"
PSDL-192W-24V	CLASS 2	11" X 4" X 1.82"
PSDL-200W-24V		10.25" X 4.06" X 1.82"
PSDL-288W-24V	CLASS 2	11.85" X 4.25" X 1.82"
PSDL-300W-24V		10.25" X 4.06" X 1.82"



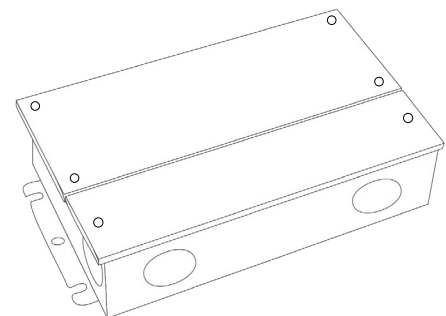
PSDH SERIES HIGH PERFORMANCE MAGNETIC LOW VOLTAGE (MLV)

PSDH-48W-24V	CLASS 2	11.25" X 3.38" X 3.38"
PSDH-96W-24V	CLASS 2	11.25" X 3.38" X 3.37"
PSDH-288W-24V	CLASS 2	14.25" X 8.43" X 4.43"



PSRX SERIES 4-IN-1 DIMMING DRIVER W/ JUNCTION BOX

PSRX-30W-12V-UNV	CLASS 2	6.5" X 3.72" X 1.57"
PSRX-60W-12V-UNV	CLASS 2	7.4" X 3.72" X 1.57"
PSRX-150W-12V-UNV		10.24" X 4.13" X 1.77"
PSRX-30W-24V-UNV	CLASS 2	6.5" X 3.7" X 1.57"
PSRX-60W-24V-UNV	CLASS 2	7.4" X 3.72" X 1.57"
PSRX-96W-24V-UNV	CLASS 2	8.66" X 3.72" X 1.57"
PSRX-150W-24V-UNV		10.24" X 4.13" X 1.77"
PSRX-200W-24V-UNV		10.24" X 4.13" X 1.77"
PSRX-300W-24V-UNV		10.94" X 4.33" X 1.77"



LPS WET CUSTOM PANEL

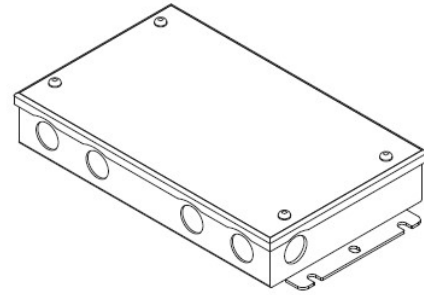
CUSTOMIZABLE OUTDOOR LED SHEET PANEL LIGHTING SYSTEM

COMPATIBLE TRANSFORMERS

PSVT SERIES

0-10V DIMMING WITH JUNCTION BOX

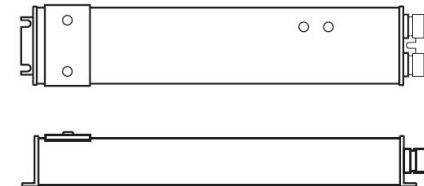
PSVT-60W-24V-UNV-010	CLASS 2	7.4" X 3.72" X 1.57"
PSVT-96W-24V-UNV-010	CLASS 2	8.66" X 3.72" X 1.57"
PSVT-200W-24V-UNV-010		10.24" X 4.13" X 1.77"
PSVT-288W-24V-UNV-010	CLASS 2	11.85" X 4.25" X 1.81"
PSVT-300W-24V-UNV-010		10.94" X 4.33" X 1.77"



PSDE SERIES

0-10V DIMMING W/ JUNCTION BOX

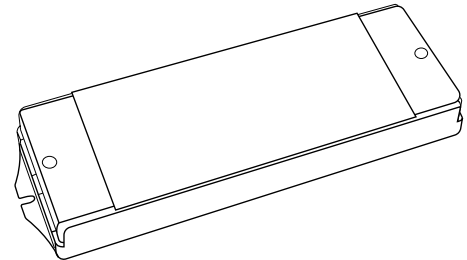
PSDE-60W-24V-010-JB	CLASS 2	12.1" X 2.36" X 1.4"
PSDE-96W-24V-010-JB	CLASS 2	12.1" X 2.36" X 1.4"



PSDE SERIES

DALI-2 DIMMING DRIVER

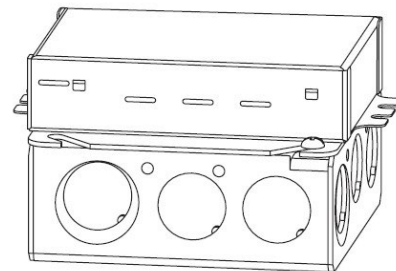
PSDE-30W-24V-UNV-DALI	CLASS 2	6.75" X 2.13" X 0.79"
PSDE-60W-24V-UNV-DALI	CLASS 2	6.75" X 2.13" X 0.79"



LUTRON 1%

3-WIRE DIMMING

L3DA4U1UKL-CV240	CLASS 2	4.89" X 4" X 2.62"
------------------	---------	--------------------




LPS WET CUSTOM PANEL

CUSTOMIZABLE OUTDOOR LED SHEET PANEL LIGHTING SYSTEM

COMPATIBLE TRANSFORMERS

LUTRON 1%

PSDE-96W-24V-ECO CLASS 2 10.5" X 3.0" X 2.0"



COMPATIBLE NON-DIMMING DRIVERS

PSHK SERIES

NON-DIMMING CONSTANT VOLTAGE WITH JUNCTION BOX

PSHK-30W-24V	CLASS 2	6.5" X 3.6" X 1.02"
PSHK-60W-24V	CLASS 2	7.4" X 3.62" X 1.02"
PSHK-96W-24V	CLASS 2	8.66" X 3.66" X 1.61"
PSHK-150W-24V		10.24" X 4.06" X 1.81"
PSHK-200W-24V		10.24" X 4.06" X 1.81"
PSHK-288W-24V	CLASS 2	11.85" X 4.25" X 1.82"
PSHK-300W-24V		10.94" X 4.25" X 1.81"

