

ONIX

WET RATED IN-GROUND LINEAR LED LIGHT

Project _____

Location _____

Quote/ Ref # _____

Onix is an in-ground linear uplight with multiple color temperature options including the RGB color spectrum. Featuring a neon light source, this fixture was designed specifically for in-ground recessed applications in concrete or lawns for wall wash and ground mounted signs and linear objects.



SPECIFICATIONS

| | |
|--------------------|--|
| TYPE | In-Ground |
| INPUT VOLTAGE | 24V DC Constant Voltage |
| POWER CONSUMPTION | 5.3W |
| LUMEN OUTPUT | Up to 320 Lm/ Ft. |
| CRI | 90+ |
| COLOR TEMPERATURE | 22K/ 27K/ 30K/ 35K/ 40K/ 50K/ RGB/ RGB+27K/ RGB+40K |
| DIMMING | MLV, ELV, 0-10, TRIAC and DMX |
| MAXIMUM RUN LENGTH | 32 Ft. |
| MAX LOAD | 5,000 lbs |
| FINISH | Silver |
| IP RATING | IP67 |
| LUMEN MAINTENANCE | 50,000 Hrs. |
| CERTIFICATIONS | UL Listed |

FEATURES

- Corrosion Resistant 6060, Anodized Aluminum
- IP67 Outdoor/ Wet Rated

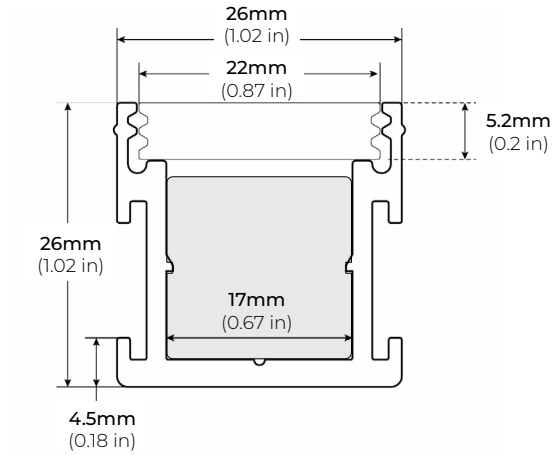


| MODEL | LENGTH | COLOR TEMPERATURE | FINISH | VOLTAGE | FEED LENGTH | | |
|-------|----------------------------|---------------------|------------------------------|---------------------|---------------------|--------------------------------|----------------------------------|
| ONX | 42 42 in. | 22K 2700K | RGB* RGB | SI Silver | 24 24V DC | HW3 3 Ft. Power Feed | |
| | 84 84 in. | 27K 2700K | RGBW27K* RGB+2700K | | | CU Custom | HW10 10 Ft. Power Feed |
| | XX Custom Length | 30K 3000K | RGBW40K* RGB+4000K | | | | HW16 16 Ft. Power Feed |
| | | 35K 3500K | | | | | HW32 32 Ft. Power Feed |
| | | 40K 4000K | | | | | HW50 50 Ft. Power Feed |
| | | 50K 5000K | | | | | |
| | | 60K 6000K | | | | | |

* Compatible with PSHK Drivers only

WET RATED IN-GROUND LINEAR LED LIGHT

DIMENSIONS



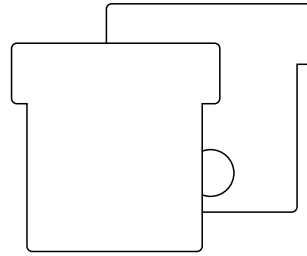
ACCESSORIES

ONX-EC

END CAP

* Set of 2 (1 with Hole and 1 without Hole)

* Sold Separately

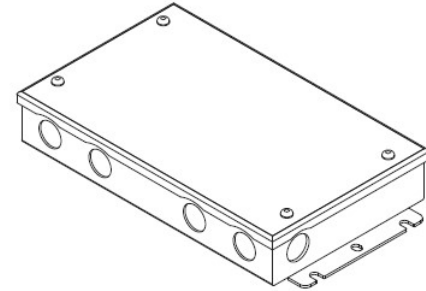


WET RATED IN-GROUND LINEAR LED LIGHT

COMPATIBLE TRANSFORMERS

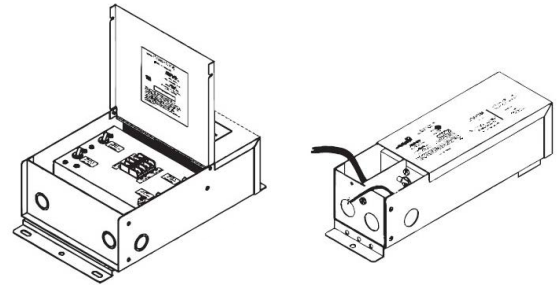
PSDL SERIES TRIAC DIMMABLE

| | | |
|---------------|---------|------------------------|
| PSDL-30W-24V | CLASS 2 | 6.5" X 3.63" X 1.03" |
| PSDL-60W-24V | CLASS 2 | 7.4" X 3.63" X 1.03" |
| PSDL-96W-24V | CLASS 2 | 8.67" X 3.67 X 1.62" |
| PSDL-150W-24V | | 8.67" X 3.67" X 1.62" |
| PSDL-192W-24V | CLASS 2 | 10.25" X 4.06" X 1.82" |
| PSDL-200W-24V | | 10.25" X 4.06" X 1.82" |
| PSDL-288W-24V | CLASS 2 | 10.25" X 4.06" X 1.82" |
| PSDL-300W-24V | | 10.25" X 4.06" X 1.82" |



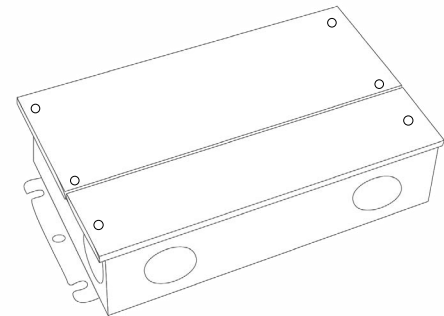
PSDH SERIES HIGH PERFORMANCE MAGNETIC LOW VOLTAGE (MLV)

| | | |
|---------------|---------|------------------------|
| PSDH-48W-24V | CLASS 2 | 11.25" X 3.37" X 3.25" |
| PSDH-96W-24V | CLASS 2 | 11.25" X 3.37" X 3.25" |
| PSDH-288W-24V | CLASS 2 | 14.25" X 8.43" X 4.43" |



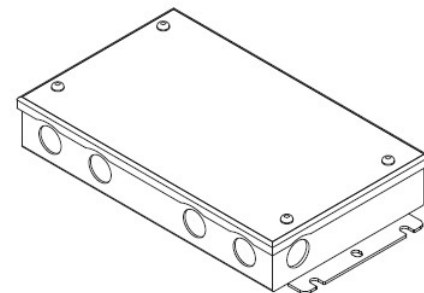
PSRX SERIES 4-IN-1 DIMMING DRIVER

| | | |
|---------------|---------|------------------------|
| PSRX-30W-24V | CLASS 2 | 6.5" X 3.72" X 1.57" |
| PSRX-60W-24V | CLASS 2 | 7.4" X 3.72" X 1.57" |
| PSRX-96W-24V | CLASS 2 | 8.66" X 3.72" X 1.57" |
| PSRX-150W-24V | | 10.24" X 4.13" X 1.77" |
| PSRX-192W-24V | CLASS 2 | 11" X 4" X 1.82" |
| PSRX-200W-24V | | 10.24" X 4.13" X 1.77" |
| PSRX-288W-24V | CLASS 2 | 11.85" X 4.25" X 1.82" |
| PSRX-300W-24V | | 10.94" X 4.33" X 1.77" |



PSVT SERIES 0-10V DIMMING DRIVER

| | | |
|---------------|---------|------------------------|
| PSVT-60W-24V | CLASS 2 | 7.4" X 3.72" X 1.57" |
| PSVT-96W-24V | CLASS 2 | 8.66" X 3.72" X 1.57" |
| PSVT-200W-24V | | 10.24" X 4.13" X 1.77" |
| PSVT-288W-24V | CLASS 2 | 11.85" X 4.25" X 1.81" |
| PSVT-300W-24V | | 10.94" X 4.33" X 1.77" |

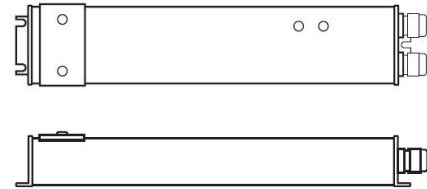


WET RATED IN-GROUND LINEAR LED LIGHT

COMPATIBLE TRANSFORMERS

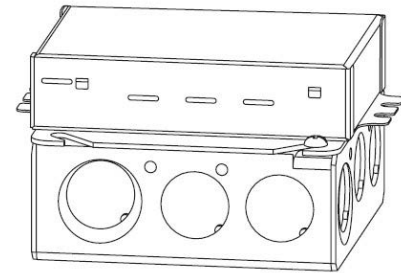
PSDE SERIES
0-10V DIMMING W/ JUNCTION BOX

PSDE-60W-24V-010-JB CLASS 2 12.1" X 2.36" X 1.4"
PSDE-96W-24V-010-JB CLASS 2 12.1" X 2.36" X 1.4"




LUTRON 1%
3-WIRE DIMMING

L3DA4U1UKL-CV240 CLASS 2 4.89" X 4" X 2.62"



LUTRON 1%
3-WIRE DIMMING

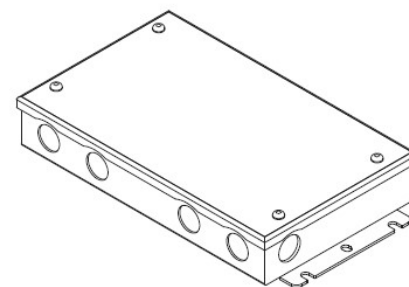
PSDE-96W-24V-ECO CLASS 2 10.5" X 3.0" X 2.0"



COMPATIBLE NON-DIMMING DRIVERS

PSHK SERIES
NON-DIMMING CONSTANT VOLTAGE WITH JUNCTION BOX

PSHK-30W-24V CLASS 2 6.5" X 3.6" X 1.02"
PSHK-60W-24V CLASS 2 7.4" X 3.62" X 1.02"
PSHK-96W-24V CLASS 2 8.66" X 3.66" X 1.61"
PSHK-150W-24V 10.24" X 4.06" X 1.81"
PSHK-200W-24V 10.24" X 4.06" X 1.81"
PSHK-288W-24V CLASS 2 11.85" X 4.25" X 1.82"
PSHK-300W-24V 10.24" X 4.25" X 1.81"

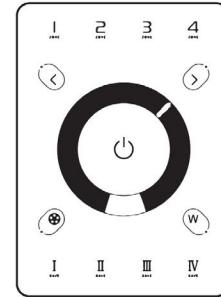


WET RATED IN-GROUND LINEAR LED LIGHT

DMX CONTROLLERS

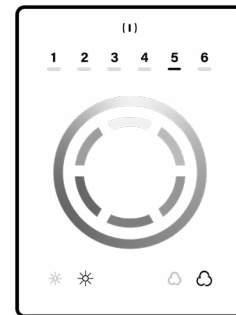
RGB CT600
MULTI-FUNCTION RGBW WALL CONTROLLER

INPUT VOLTAGE 5V DC, 1A
OUTPUT SIGNAL RF 2.4GHZ + DMX512
CONTROL 4 ZONES
COLOR OPTIONS Black/ White
WORKING TEMP -20°C ~ 40°C
DIMENSIONS LxWxH (5.19"x7.08"x1.38")




RGB-SCW4
WiFi DMX WALL CONTROLLER

INPUT VOLTAGE 5 - 10V DC, 06A
OUTPUT SIGNAL DMX512 (x2)
PROGRAMMABILITY PC/ MAC
COLOR OPTIONS Black/ White
CONNECTIONS USB/ 8dry contact ports/ Open drain output (for relay)
MEMORY Built-In Flash
WORKING TEMP -10°C ~ 45°C
DIMENSIONS LxWxH (5.75"x4.17"x0.43")



RGB-SDE3
WiFi DMX WALL CONTROLLER

INPUT VOLTAGE 6V DC, 0.6A
OUTPUT SIGNAL DMX512 (x2)
PROGRAMMABILITY PC/ MAC/ Tablet/ Smartphone
COLOR OPTIONS Black/ White
CONNECTIONS USB/ Ethernet/ RS232/ CLock/ 8dry contact ports/ 5V output relay
MEMORY MicroSD Card
WORKING TEMP -20°C ~ 40°C
DIMENSIONS LxWxH (5.75"x4.17"x0.43")

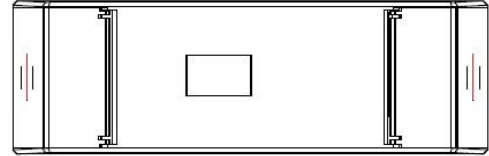


WET RATED IN-GROUND LINEAR LED LIGHT

DMX DECODERS

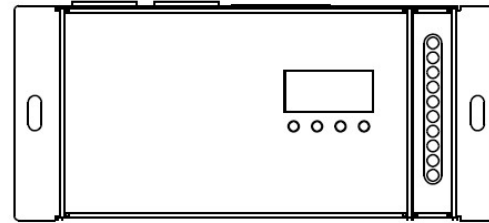
RGB-DMX-4C-RJ45 4-CHANNEL DMX DECODER

INPUT VOLTAGE 12V-24V DC
OUTPUT CURRENT 8A X 4CH
OUTPUT WATTAGE 60W(12V), 120W(24V)
OUTPUT CHANNELS 4
DIMENSIONS LxWxH (6.5"x2.38"x1.27")



RGB-DMX-5C-XLR 5-CHANNEL DMX DECODER

INPUT VOLTAGE 12V-24V DC
OUTPUT CURRENT 8A X 5CH
OUTPUT WATTAGE 5 x (96W ~ 192W)
OUTPUT CHANNELS 5
DIMENSIONS LxWxH (6.45"x2.87"x1.5")



WET RATED IN-GROUND LINEAR LED LIGHT

NON-DMX CONTROLLERS

RGB-CT550

RGBW WIRELESS RECEIVER / CONTROLLER SYSTEM


| | |
|-----------------|---------------------------|
| REMOTE DISTANCE | 100 Ft. (Line of Sight) |
| FREQUENCY | 2.4 GHz |
| DIMENSIONS | LxWxH (6.38"x1.65"x0.59") |
| WEIGHT | 0.44lbs. |

RGB-CT550-RX

RGBW WIRELESS RECEIVER / CONTROLLER SYSTEM

| | |
|----------------|-------------------------------------|
| INPUT VOLTAGE | DC5V ~ DC24V |
| POWER CAPACITY | 100W (5V) 240W (12V) 480W (24V) |
| OUTPUT CURRENT | 5A per Channel (20A Total) |
| WORKING TEMP | -30°C~55°C (-22°F~131°F) |
| DIMENSIONS | LxWxH (6.89"x1.73"x1.18") |

* RGB-CT500-RX (Sold Separately)




* RGB-CT500-RX
(Sold Separately)

RGB-CT700

MASTER RGBW WIFI CONTROLLER

| | |
|----------------|-----------------------------|
| INPUT VOLTAGE | 12-24V DC |
| OUTPUT TYPE | Constant Voltage |
| POWER CAPACITY | 288W (12V) 384W (24V) |
| OUTPUT CURRENT | 5A per Channel (20A Total) |
| WORKING TEMP | -4°F (-20°C) ~ 122°F (50°C) |
| DIMENSIONS | LxWxH (7 x1.8 x 0.8") |

* Paired with RGB-CT705ZR (Sold Separately)




RGB-CT705ZR

SLAVE RGBW WIFI CONTROLLER

| | |
|----------------|-----------------------------|
| INPUT VOLTAGE | 12-24V DC |
| OUTPUT TYPE | Constant Voltage |
| POWER CAPACITY | 288W (12V) 384W (24V) |
| OUTPUT CURRENT | 5A per Channel (20A Total) |
| WORKING TEMP | -4°F (-20°C) ~ 122°F (50°C) |
| DIMENSIONS | LxWxH (7 x0.63 x 0.71") |

* Paired with RGB-CT700 (Sold Separately)



WET RATED IN-GROUND LINEAR LED LIGHT

NON-DMX CONTROLLERS (CONTINUED)

RGB-CT840 BLUETOOTH TOUCH PANEL WALL CONTROLLER

| | |
|-------------------|------------------------|
| INPUT VOLTAGE | 12-24V DC |
| ZONES | 4 |
| CONTROL MODE | RGB RGBW |
| WIRELESS PROTOCOL | Bluetooth 5.0 SIG Mesh |
| WORKING TEMP | -20°C ~ 55°C |
| DIMENSIONS | LxWxH (4.7"x3"x1.2") |

** Paired with RGB-CT800-RC (Sold Separately)*



RGB-CT800-RC BLUETOOTH CONSTANT VOLTAGE LED RECEIVER

| | |
|-----------------|---------------------------|
| INPUT VOLTAGE | 12V 24V |
| OUTPUT CURRENT | 4Ax5CH / 5Ax4CH (20A Max) |
| POWER CAPACITY | 240W (12V) 480W (24V) |
| PROGRAMMABILITY | iOS and Android |
| WORKING TEMP | -20°C ~ 55°C |
| DIMENSIONS | LxWxH (6.9 x1.7 x 1.2") |

** Paired with RGB-CT840 (Sold Separately)*

