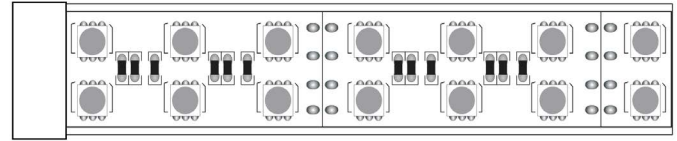


# LSPW-80 RGB

## 8.8W OUTDOOR COLOR-CHANGING LED STRIP

Project \_\_\_\_\_  
Location \_\_\_\_\_  
Quote/ Ref # \_\_\_\_\_

**LSPW-80 RGB** Super High Output color changing LED strip is designed to produce more than 720 lumens at 8.8 watts per foot. It is an outdoor strip that provides a full spectrum of color options using red, green and blue LED technology. This LED strip is offered in a low profile design that can be attached almost anywhere and are great for many common lighting applications, such as cove lighting or cabinets. LSP-80 series produces a 160° light beam spread and is offered in different color temperatures to fit your specific needs. UL listed.



### SPECIFICATIONS

INPUT VOLTAGE	24V DC
POWER CONSUMPTION	8.8W/Ft
LEDS/ FT.	36 LEDES per Ft.
LUMEN OUTPUT	720 Lm/ Ft.
CRI	90+
COLOR TEMPERATURE	RGB
DIMMING	Through RGB Controller
MAXIMUM RUN LENGTH	20Ft.
CUTTABLE	Every 1.95 in. (49.5mm)
BINNING	1.5 Step Macadam Elipse
OPERATING TEMPERATURE	-40°F(-40°C)~140°F(60°C)
BEAM ANGLE	120°
IP RATING	IP65 Outdoor, wet location
CERTIFICATIONS	UL Listed, TITLE 24 JA8
LUMEN MAINTENANCE	50,000 Hrs.

### FEATURES

- 8.8W/Ft
- 720 Lm/ Ft.
- Full range RGB
- Field cuttable
- Outdoor rated
- UL Listed
- California TITLE 24 JA8 Compliant



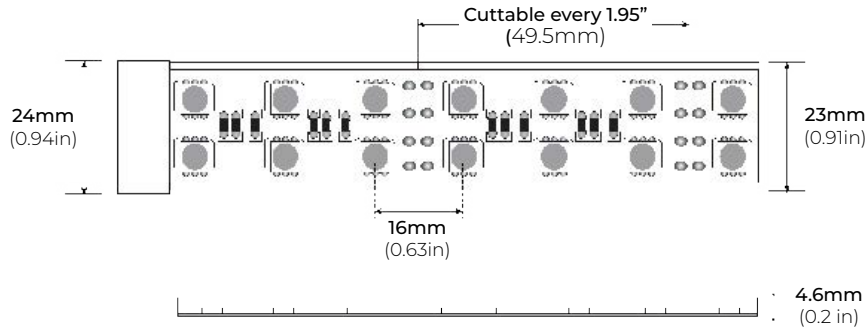
MODEL	COLOR TEMP	LENGTH	VOLTAGE	PROFILE
LSPW-80	RGB RGB	16 16 Ft.	24 24V DC	See Page 2 for compatible profiles.
		32 32 Ft.		
		PF Per Ft.		

\* Custom color finishes require powder coating. Allow 7 days leads time.

# LSPW-80RGB

## 8.8W OUTDOOR COLOR-CHANGING LED STRIP

### DIMENSIONS

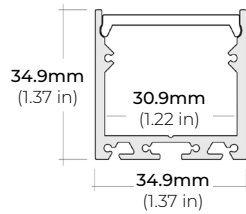


### COMPATIBLE ALUMINUM PROFILES

#### SURFACE PROFILES

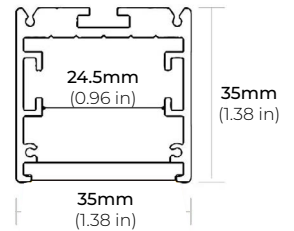
##### ALP-140

LENGTHS 48" | 98"  
LENS Frosted  
FINISH Silver



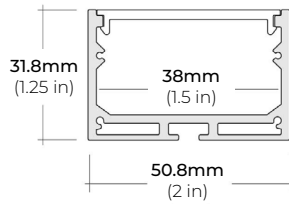
##### ALP-150LX

LENGTHS 49" | 98"  
LENS Frosted  
FINISH White | Black



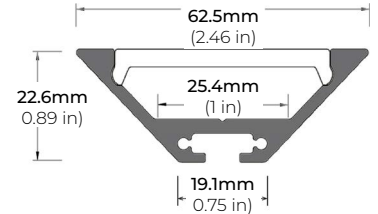
##### ALP-160

LENGTHS 49" | 98"  
LENS Frosted  
FINISH Silver



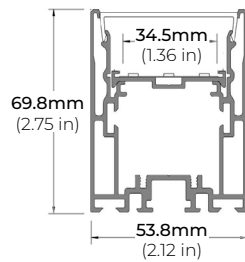
##### ALP-190

LENGTHS 48" | 98"  
LENS Frosted  
FINISH Silver



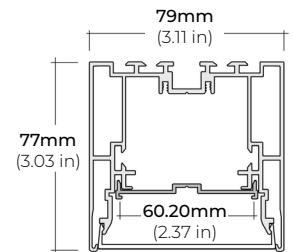
##### ALP-230N

LENGTHS 49" | 98"  
LENS Frosted  
FINISH Silver



##### ALP-310N

LENGTHS 49" | 98"  
LENS Frosted  
FINISH Silver

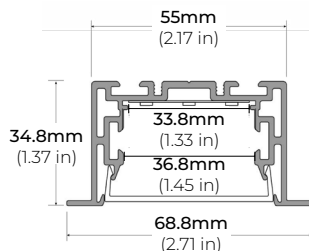


\* For more compatible profiles, visit [corelightingusa.com](http://corelightingusa.com)

#### RECESSED PROFILES

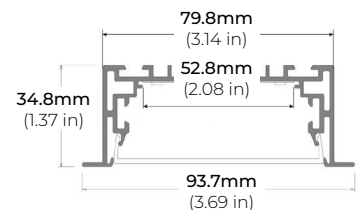
##### ALP-230RN

LENGTHS 49" | 98"  
LENS Frosted  
FINISH Silver



##### ALP-330RN

LENGTHS 49" | 98"  
LENS Frosted  
FINISH Silver



\* For more compatible profiles, visit [corelightingusa.com](http://corelightingusa.com)

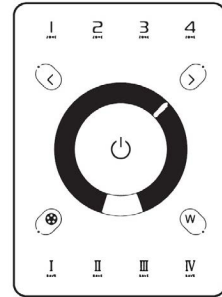
# LSPW-80RGB

## 8.8W OUTDOOR COLOR-CHANGING LED STRIP

### DMX CONTROLLERS

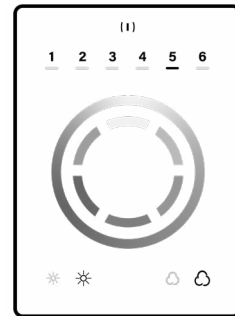
**RGB CT600**  
MULTI-FUNCTION RGBW WALL CONTROLLER

**INPUT VOLTAGE** 5V DC, 1A  
**OUTPUT SIGNAL** RF 2.4GHZ + DMX512  
**CONTROL** 4 ZONES  
**COLOR OPTIONS** Black/ White  
**WORKING TEMP** -20°C ~ 40°C  
**DIMENSIONS** LxWxH (5.19"x7.08"x1.38")




**RGB-SCW4**  
WiFi DMX WALL CONTROLLER

**INPUT VOLTAGE** 5 - 10V DC, 06A  
**OUTPUT SIGNAL** DMX512 (x2)  
**PROGRAMMABILITY** PC/ MAC  
**COLOR OPTIONS** Black/ White  
**CONNECTIONS** USB/ 8dry contact ports/ Open drain output (for relay)  
**MEMORY** Built-In Flash  
**WORKING TEMP** -10°C ~ 45°C  
**DIMENSIONS** LxWxH (5.75"x4.17"x0.43")



**RGB-SDE3**  
WiFi DMX WALL CONTROLLER

**INPUT VOLTAGE** 6V DC, 0.6A  
**OUTPUT SIGNAL** DMX512 (x2)  
**PROGRAMMABILITY** PC/ MAC/ Tablet/ Smartphone  
**COLOR OPTIONS** Black/ White  
**CONNECTION** USB/ Ethernet/ RS232/ CLock/ 8dry contact ports/ 5V output relay  
**MEMORY** MicroSD Card  
**WORKING TEMP** -20°C ~ 40°C  
**DIMENSIONS** LxWxH (5.75"x4.17"x0.43")



# LSPW-80RGB

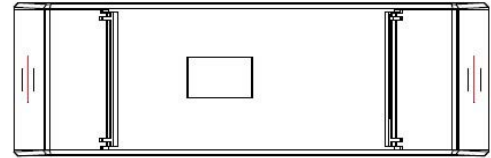
## 8.8W OUTDOOR COLOR-CHANGING LED STRIP

### DMX DECODERS

---

#### RGB-DMX-4C-RJ45 4-CHANNEL DMX DECODER

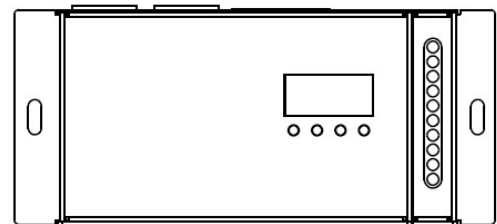
INPUT VOLTAGE 12V-24V DC  
OUTPUT CURRENT 8A X 4CH  
OUTPUT WATTAGE 4 x (96W ~ 288W)  
OUTPUT CHANNELS 4  
DIMENSIONS LxWxH (6.5"x2.38"x1.27")



---

#### RGB-DMX-5C-XLR 5-CHANNEL DMX DECODER

INPUT VOLTAGE 12V-24V DC  
OUTPUT CURRENT 8A X 5CH  
OUTPUT WATTAGE 5 x (96W ~ 192W)  
OUTPUT CHANNELS 5  
DIMENSIONS LxWxH (6.45"x2.87"x1.5")



# LSPW-80RGB


## 8.8W OUTDOOR COLOR-CHANGING LED STRIP

### NON-DMX CONTROLLERS

#### RGB-CT550

RGBW WIRELESS RECEIVER / CONTROLLER SYSTEM

REMOTE DISTANCE	100 Ft. (Line of Sight)
FREQUENCY	2.4 GHz
DIMENSIONS	LxWxH (6.38"x1.65"x0.59")
WEIGHT	0.44lbs.



\* RGB-CT500-RX  
(Sold Separately)

#### RGB-CT550-RX

RGBW WIRELESS RECEIVER / CONTROLLER SYSTEM


INPUT VOLTAGE	DC5V ~ DC24V
POWER CAPACITY	100W (5V)   240W (12V)   480W (24V)
OUTPUT CURRENT	5A per Channel (20A Total)
WORKING TEMP	-30°C~55°C (-22°F~131°F)
DIMENSIONS	LxWxH (6.89"x1.73"x1.18")

\* RGB-CT500-RX (Sold Separately)

#### RGB-CT700

MASTER RGBW WIFI CONTROLLER

INPUT VOLTAGE	12-24V DC
OUTPUT TYPE	Constant Voltage
POWER CAPACITY	288W (12V)   384W (24V)
OUTPUT CURRENT	5A per Channel (20A Total)
WORKING TEMP	-4°F (-20°C) ~ 122°F (50°C)
DIMENSIONS	LxWxH (7 x1.8 x 0.8")




\* Paired with RGB-CT705ZR (Sold Separately)

#### RGB-CT705ZR

SLAVE RGBW WIFI CONTROLLER

INPUT VOLTAGE	12-24V DC
OUTPUT TYPE	Constant Voltage
POWER CAPACITY	288W (12V)   384W (24V)
OUTPUT CURRENT	5A per Channel (20A Total)
WORKING TEMP	-4°F (-20°C) ~ 122°F (50°C)
DIMENSIONS	LxWxH (7 x0,63 x 0.71")



\* Paired with RGB-CT700 (Sold Separately)

# LSPW-80RGB

## 8.8W OUTDOOR COLOR-CHANGING LED STRIP

### NON-DMX CONTROLLERS (CONTINUED)

#### RGB-CT840

BLUETOOTH TOUCH PANEL WALL CONTROLLER

INPUT VOLTAGE	12-24V DC
ZONES	4
CONTROL MODE	RGB   RGBW
WIRELESS PROTOCOL	Bluetooth 5.0 SIG Mesh
WORKING TEMP	-20°C ~ 55°C
DIMENSIONS	LxWxH (4.7"x3"x1.2")

*\* Paired with RGB-CT800-RC (Sold Separately)*



#### RGB-CT800-RC

BLUETOOTH CONSTANT VOLTAGE LED RECEIVER

INPUT VOLTAGE	12V   24V
OUTPUT CURRENT	4Ax5CH / 5Ax4CH (20A Max)
POWER CAPACITY	240W (12V)   480W (24V)
PROGRAMMABILITY	iOS and Android
WORKING TEMP	-20°C ~ 55°C
DIMENSIONS	LxWxH (6.9 x1.7 x 1.2")

*\* Paired with RGB-CT840 (Sold Separately)*



### NON-DIMMING DRIVERS (COMPATIBLE WITH ALL SYSTEMS)

#### PSHK SERIES

NON-DIMMING CONSTANT VOLTAGE WITH JUNCTION BOX

PSHK-30W-24V	CLASS 2	6.5" X 3.6" X 1.02"
PSHK-60W-24V	CLASS 2	7.4" X 3.62" X 1.02"
PSHK-96W-24V	CLASS 2	8.66" X 3.66" X 1.61"
PSHK-150W-24V		10.24" X 4.06" X 1.81"
PSHK-200W-24V		10.24" X 4.06" X 1.81"
PSHK-288W-24V	CLASS 2	11.85" X 4.25" X 1.82"
PSHK-300W-24V		10.24" X 4.25" X 1.81"

