

# LSPW-58X RGB

## 5.8W OUTDOOR COLOR-CHANGING LED STRIP

Project \_\_\_\_\_  
Location \_\_\_\_\_  
Quote/ Ref # \_\_\_\_\_

**LSPW58X-RGB** series is a flexible outdoor rated color-changing LED strip that provides the perfect lighting solution for spaces that require dynamic full color and white LED illumination. The warm white LED's combined with the full color spectrum of the RGB light array produces more powerful color options that's sure to please even the most discerning lighting designer. Suitable for residential, commercial and retail lighting applications.




### SPECIFICATIONS

INPUT VOLTAGE	24V DC
POWER CONSUMPTION	5.8W/FT
LEDS/ FT.	36 LEDS per Ft.
LUMEN OUTPUT	218 Lm/Ft.
CRI	90+
COLOR TEMPERATURE	RGB
DIMMING	Through RGB controller
MAXIMUM RUN LENGTH	12Ft.
CUTTABLE	Every 1.97 in. (50mm)
OPERATING TEMPERATURE	-40°F(-40°C)~140°F(60°C)
AMBIENT TEMPERATURE	-40°F(-40°C)~140°F(60°C)
BEAM ANGLE	120°
IP RATING	IP65 outdoor / wet rated
CERTIFICATIONS	UL Listed, TITLE 24 JA8
LUMEN MAINTENANCE	50,000 Hrs.

### FEATURES

- 5.8W/FT
- 218 Lm/Ft.
- Field cuttable
- Outdoor / wet rated
- UL Listed

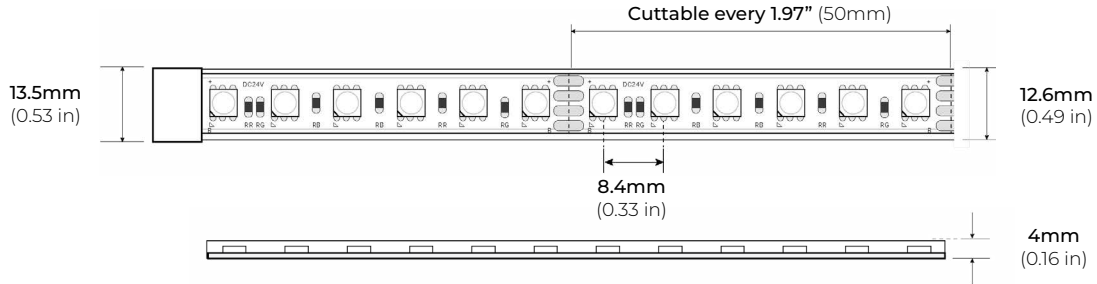


MODEL	COLOR TEMP	LENGTH	VOLTAGE	PROFILE
LSPW-58X	RGB RGB	<b>16</b> 16 Ft.	<b>24</b> 24V DC	See Page 2 for compatible profiles.
		<b>32</b> 32 Ft.		
		<b>PF</b> Per Ft.		

# LSPW58X-RGB

## 5.8W OUTDOOR COLOR-CHANGING LED STRIP

### DIMENSIONS

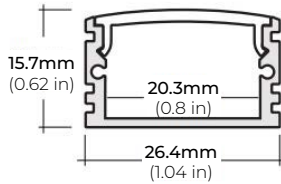


### COMPATIBLE ALUMINUM PROFILES

#### SURFACE PROFILES

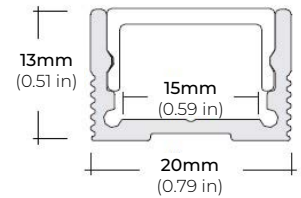
##### ALU-DS100

LENGTHS 39" | 78" | 84"  
LENS Clear, Frosted  
FINISH Silver



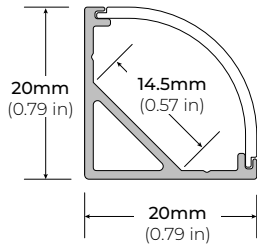
##### ALP-70

LENGTHS 49.25" | 84" | 98.5"  
LENS Frosted  
FINISH White | Black | Silver



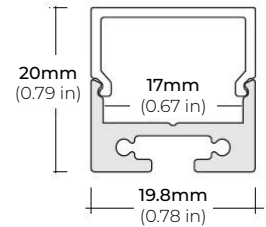
##### ALP-75C (CORNER)

LENGTHS 49" | 84" | 98"  
LENS Frosted  
FINISH Black | Silver



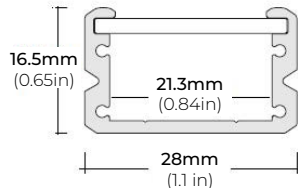
##### ALP-80

LENGTHS 49.25" | 98.5"  
LENS Frosted  
FINISH Silver



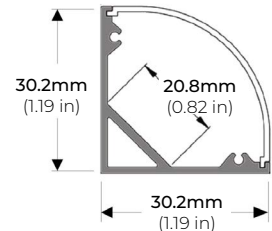
##### ALP-90

LENGTHS 48" | 96"  
LENS Frosted  
FINISH Black | Silver



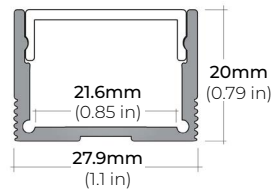
##### ALP-100C (CORNER)

LENGTHS 48" | 98"  
LENS Frosted  
FINISH Silver



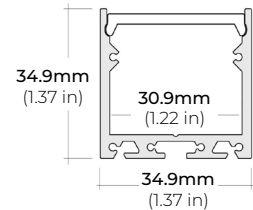
##### ALP-130

LENGTHS 49" | 84" | 98"  
LENS Frosted  
FINISH Silver | Black



##### ALP-140

LENGTHS 48" | 98"  
LENS Frosted  
FINISH Silver

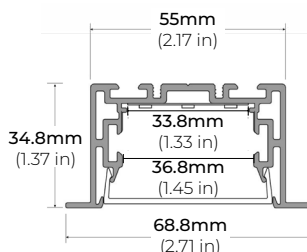


\* For more compatible profiles, visit [corelightingusa.com](http://corelightingusa.com)

#### RECESED PROFILES

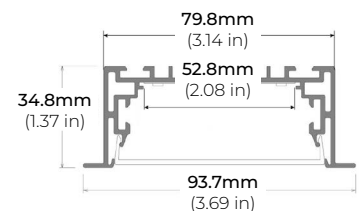
##### ALP-230RN

LENGTHS 49" | 98"  
LENS Frosted  
FINISH Silver



##### ALP-330RN

LENGTHS 49" | 98"  
LENS Frosted  
FINISH Silver



\* For more compatible profiles, visit [corelightingusa.com](http://corelightingusa.com)

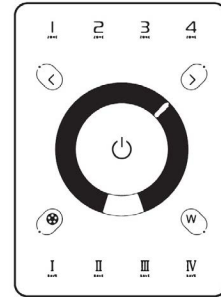
# LSPW58X-RGB

## 5.8W OUTDOOR COLOR-CHANGING LED STRIP

### DMX CONTROLLERS

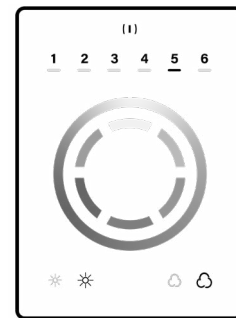
#### RGB CT600 MULTI-FUNCTION RGBW WALL CONTROLLER

INPUT VOLTAGE	5V DC, 1A
OUTPUT SIGNAL	RF 2.4GHZ + DMX512
CONTROL	4 ZONES
COLOR OPTIONS	Black/ White
WORKING TEMP	-20°C ~ 40°C
DIMENSIONS	LxWxH (5.19"x7.08"x1.38")




#### RGB-SCW4 WiFi DMX WALL CONTROLLER

INPUT VOLTAGE	5 - 10V DC, 06A
OUTPUT SIGNAL	DMX512 (x2)
PROGRAMMABILITY	PC/ MAC
COLOR OPTIONS	Black/ White
CONNECTIONS	USB/ 8dry contact ports/ Open drain output (for relay)
MEMORY	Built-In Flash
WORKING TEMP	-10°C ~ 45°C
DIMENSIONS	LxWxH (5.75"x4.17"x0.43")



#### RGB-SDE3 WiFi DMX WALL CONTROLLER

INPUT VOLTAGE	6V DC, 0.6A
OUTPUT SIGNAL	DMX512 (x2)
PROGRAMMABILITY	PC/ MAC/ Tablet/ Smartphone
COLOR OPTIONS	Black/ White
CONNECTION	USB/ Ethernet/ RS232/ CLock/ 8dry contact ports/ 5V output relay
MEMORY	MicroSD Card
WORKING TEMP	-20°C ~ 40°C
DIMENSIONS	LxWxH (5.75"x4.17"x0.43")



# LSPW58X-RGB

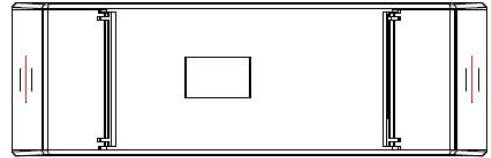
## 5.8W OUTDOOR COLOR-CHANGING LED STRIP

### DMX DECODERS

---

#### RGB-DMX-4C-RJ45 4-CHANNEL DMX DECODER

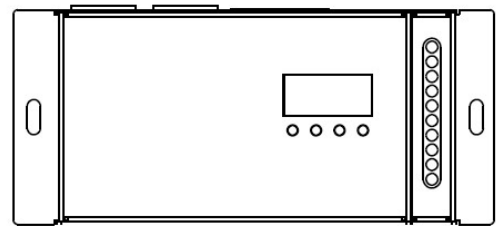
INPUT VOLTAGE 12V-24V DC  
OUTPUT CURRENT 8A X 4CH  
OUTPUT WATTAGE 4 x (96W ~ 288W)  
OUTPUT CHANNELS 4  
DIMENSIONS LxWxH (6.5"x2.38"x1.27")



---

#### RGB-DMX-5C-XLR 5-CHANNEL DMX DECODER

INPUT VOLTAGE 12V-24V DC  
OUTPUT CURRENT 8A X 5CH  
OUTPUT WATTAGE 5 x (96W ~ 192W)  
OUTPUT CHANNELS 5  
DIMENSIONS LxWxH (6.45"x2.87"x1.5")



# LSPW58X-RGB


## 5.8W OUTDOOR COLOR-CHANGING LED STRIP

### NON-DMX CONTROLLERS

#### RGB-CT550

RGBW WIRELESS RECEIVER / CONTROLLER SYSTEM

REMOTE DISTANCE	100 Ft. (Line of Sight)
FREQUENCY	2.4 GHz
DIMENSIONS	LxWxH (6.38"x1.65"x0.59")
WEIGHT	0.44lbs.



\* RGB-CT500-RX  
(Sold Separately)

#### RGB-CT550-RX

RGBW WIRELESS RECEIVER / CONTROLLER SYSTEM


INPUT VOLTAGE	DC5V ~ DC24V
POWER CAPACITY	100W (5V)   240W (12V)   480W (24V)
OUTPUT CURRENT	5A per Channel (20A Total)
WORKING TEMP	-30°C~55°C (-22°F~131°F)
DIMENSIONS	LxWxH (6.89"x1.73"x1.18")

\* RGB-CT500-RX (Sold Separately)

#### RGB-CT700

MASTER RGBW WIFI CONTROLLER

INPUT VOLTAGE	12-24V DC
OUTPUT TYPE	Constant Voltage
POWER CAPACITY	288W (12V)   384W (24V)
OUTPUT CURRENT	5A per Channel (20A Total)
WORKING TEMP	-4°F (-20°C) ~ 122°F (50°C)
DIMENSIONS	LxWxH (7 x1.8 x 0.8")




\* Paired with RGB-CT705ZR (Sold Separately)

#### RGB-CT705ZR

SLAVE RGBW WIFI CONTROLLER

INPUT VOLTAGE	12-24V DC
OUTPUT TYPE	Constant Voltage
POWER CAPACITY	288W (12V)   384W (24V)
OUTPUT CURRENT	5A per Channel (20A Total)
WORKING TEMP	-4°F (-20°C) ~ 122°F (50°C)
DIMENSIONS	LxWxH (7 x0,63 x 0.71")



\* Paired with RGB-CT700 (Sold Separately)

# LSPW58X-RGB

## 5.8W OUTDOOR COLOR-CHANGING LED STRIP

### NON-DMX CONTROLLERS (CONTINUED)

#### RGB-CT840

BLUETOOTH TOUCH PANEL WALL CONTROLLER

INPUT VOLTAGE	12-24V DC
ZONES	4
CONTROL MODE	RGB   RGBW
WIRELESS PROTOCOL	Bluetooth 5.0 SIG Mesh
WORKING TEMP	-20°C ~ 55°C
DIMENSIONS	LxWxH (4.7"x3"x1.2")

*\* Paired with RGB-CT800-RC (Sold Separately)*



#### RGB-CT800-RC

BLUETOOTH CONSTANT VOLTAGE LED RECEIVER

INPUT VOLTAGE	12V   24V
OUTPUT CURRENT	4Ax5CH / 5Ax4CH (20A Max)
POWER CAPACITY	240W (12V)   480W (24V)
PROGRAMMABILITY	iOS and Android
WORKING TEMP	-20°C ~ 55°C
DIMENSIONS	LxWxH (6.9 x1.7 x 1.2")

*\* Paired with RGB-CT840 (Sold Separately)*



### NON-DIMMING DRIVERS (COMPATIBLE WITH ALL SYSTEMS)

#### PSHK SERIES

NON-DIMMING CONSTANT VOLTAGE WITH JUNCTION BOX

PSHK-30W-24V	CLASS 2	6.5" X 3.6" X 1.02"
PSHK-60W-24V	CLASS 2	7.4" X 3.62" X 1.02"
PSHK-96W-24V	CLASS 2	8.66" X 3.66" X 1.61"
PSHK-150W-24V		10.24" X 4.06" X 1.81"
PSHK-200W-24V		10.24" X 4.06" X 1.81"
PSHK-288W-24V	CLASS 2	11.85" X 4.25" X 1.82"
PSHK-300W-24V		10.24" X 4.25" X 1.81"

