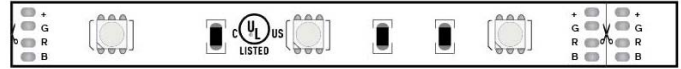


LSPW-20 RGB

2.2W OUTDOOR COLOR-CHANGING INDOOR LED STRIP

Project _____
Location _____
Quote/ Ref # _____

LSPW-20 RGB is a Color changing flexible LED strip that provides a full spectrum of color options using red, green and blue LED technology. The countless color mixing possibilities make RGB LEDs a diverse choice for even the most critical in lighting solutions and applications. It can be easily installed onto most surfaces with its double sided mounting tapes.



SPECIFICATIONS

INPUT VOLTAGE	12V 24V DC
POWER CONSUMPTION	2.2W
LUMEN OUTPUT	82 Lm/ Ft.
COLOR TEMPERATURE	RGB
DIMMING	Through RGB Controller
MAXIMUM RUN LENGTH	20FT (12V) 30FT (24V)
CUTTABLE	Every 4" (12V) every 8" (24V)
BEAM ANGLE	120°
IP RATING	Outdoor, wet location
CERTIFICATIONS	UL Listed, TITLE 24
LUMEN MAINTENANCE	50,000 Hrs.

FEATURES

- Available in 12V and 24V
- 2.2W
- Full range RGB
- Continuous run up to 20 FT (12V)
- Continuous run up to 30 FT (24V)
- Field cuttable
- Multiple CCT options available
- Architectural grade LED lighting
- Suitable for accent or ambient lighting
- Outdoor rated
- Superior Color Rendering Index
- UL Listed, TITLE 24

*Approved for closet / storage space installation per NEC 410.16(A)(3) and 410.16(C)(5)



MODEL	COLOR TEMP	LENGTH	VOLTAGE	PROFILE
LSPW20	RGB RGB	16 16.4 Ft.	12 12V	See Page 2 for compatible profiles.
		32 32 Ft.	24 24V DC	
		1PF Per Ft.		

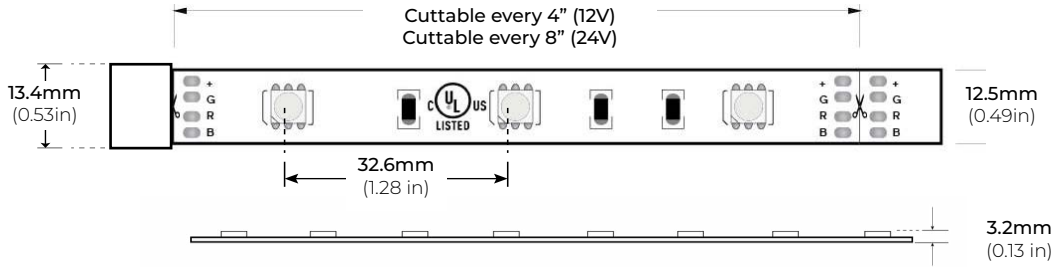
*1 = Custom length per FT.
(12V cuttable every 4")
(24V cuttable every 8")

* Custom color finishes require powder coating. Allow 7 days leads time.

LSPW-20 RGB

2.2W OUTDOOR COLOR-CHANGING INDOOR LED STRIP

DIMENSIONS

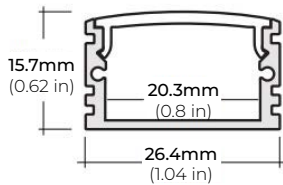


COMPATIBLE ALUMINUM PROFILES

SURFACE PROFILES

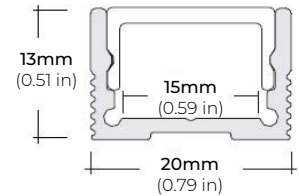
ALU-DS100

LENGTHS 39" | 78" | 84"
LENS Clear, Frosted
FINISH Silver



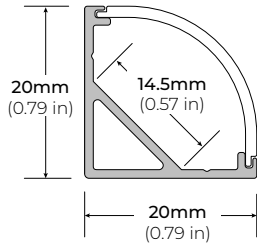
ALP-70

LENGTHS 49.25" | 84" | 98.5"
LENS Frosted
FINISH White | Black | Silver



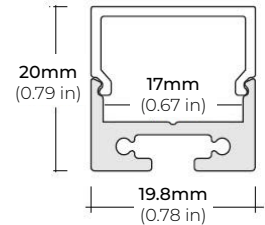
ALP-75C (CORNER)

LENGTHS 49" | 84" | 98"
LENS Frosted
FINISH Black | Silver



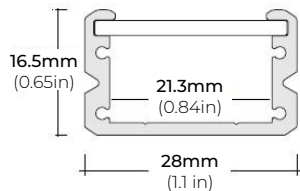
ALP-80

LENGTHS 49.25" | 98.5"
LENS Frosted
FINISH Silver



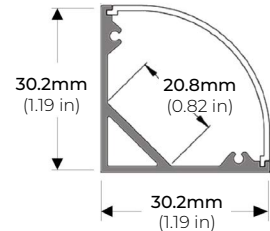
ALP-90

LENGTHS 48" | 96"
LENS Frosted
FINISH Black | Silver



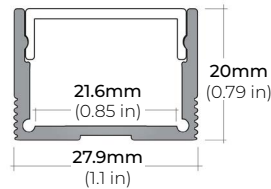
ALP-100C (CORNER)

LENGTHS 48" | 98"
LENS Frosted
FINISH Silver



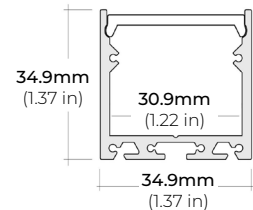
ALP-130

LENGTHS 49" | 84" | 98"
LENS Frosted
FINISH Silver | Black



ALP-140

LENGTHS 48" | 98"
LENS Frosted
FINISH Silver

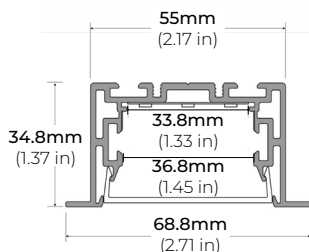


* For more compatible profiles, visit corelightingusa.com

RECESED PROFILES

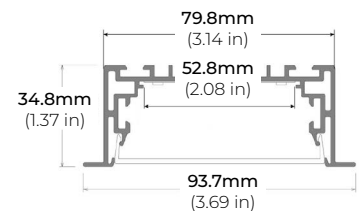
ALP-230RN

LENGTHS 49" | 98"
LENS Frosted
FINISH Silver



ALP-330RN

LENGTHS 49" | 98"
LENS Frosted
FINISH Silver



* For more compatible profiles, visit corelightingusa.com

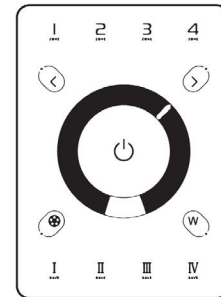
LSPW-20 RGB

2.2W OUTDOOR COLOR-CHANGING INDOOR LED STRIP

DMX CONTROLLERS

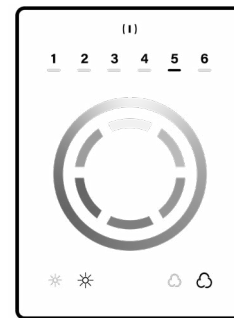
RGB CT600 MULTI-FUNCTION RGBW WALL CONTROLLER

INPUT VOLTAGE	5V DC, 1A
OUTPUT SIGNAL	RF 2.4GHZ + DMX512
CONTROL	4 ZONES
COLOR OPTIONS	Black/ White
WORKING TEMP	-20°C ~ 40°C
DIMENSIONS	LxWxH (5.19"x7.08"x1.38")




RGB-SCW4 WiFi DMX WALL CONTROLLER

INPUT VOLTAGE	5 - 10V DC, 06A
OUTPUT SIGNAL	DMX512 (x2)
PROGRAMMABILITY	PC/ MAC
COLOR OPTIONS	Black/ White
CONNECTIONS	USB/ 8dry contact ports/ Open drain output (for relay)
MEMORY	Built-In Flash
WORKING TEMP	-10°C ~ 45°C
DIMENSIONS	LxWxH (5.75"x4.17"x0.43")



RGB-SDE3 WiFi DMX WALL CONTROLLER

INPUT VOLTAGE	6V DC, 0.6A
OUTPUT SIGNAL	DMX512 (x2)
PROGRAMMABILITY	PC/ MAC/ Tablet/ Smartphone
COLOR OPTIONS	Black/ White
CONNECTION	USB/ Ethernet/ RS232/ CLock/ 8dry contact ports/ 5V output relay
MEMORY	MicroSD Card
WORKING TEMP	-20°C ~ 40°C
DIMENSIONS	LxWxH (5.75"x4.17"x0.43")



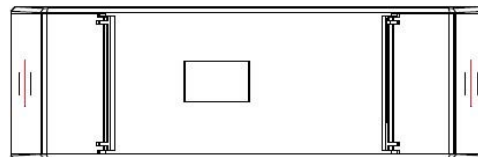
LSPW-20 RGB

2.2W OUTDOOR COLOR-CHANGING INDOOR LED STRIP

DMX DECODERS

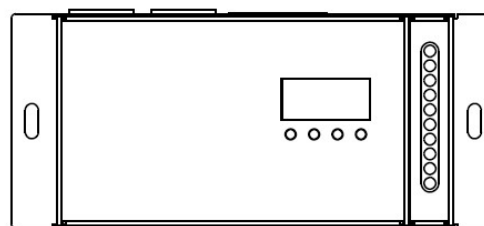
RGB-DMX-4C-RJ45 4-CHANNEL DMX DECODER

INPUT VOLTAGE 12V-24V DC
OUTPUT CURRENT 8A X 4CH
OUTPUT WATTAGE 4 x (96W ~ 288W)
OUTPUT CHANNELS 4
DIMENSIONS LxWxH (6.5"x2.38"x1.27")



RGB-DMX-5C-XLR 5-CHANNEL DMX DECODER

INPUT VOLTAGE 12V-24V DC
OUTPUT CURRENT 8A X 5CH
OUTPUT WATTAGE 5 x (96W ~ 192W)
OUTPUT CHANNELS 5
DIMENSIONS LxWxH (6.45"x2.87"x1.5")



LSPW-20 RGB


2.2W OUTDOOR COLOR-CHANGING INDOOR LED STRIP

NON-DMX CONTROLLERS

RGB-CT550

RGBW WIRELESS RECEIVER / CONTROLLER SYSTEM

REMOTE DISTANCE	100 Ft. (Line of Sight)
FREQUENCY	2.4 GHz
DIMENSIONS	LxWxH (6.38"x1.65"x0.59")
WEIGHT	0.44lbs.



* RGB-CT500-RX
(Sold Separately)

RGB-CT550-RX

RGBW WIRELESS RECEIVER / CONTROLLER SYSTEM


INPUT VOLTAGE	DC5V ~ DC24V
POWER CAPACITY	100W (5V) 240W (12V) 480W (24V)
OUTPUT CURRENT	5A per Channel (20A Total)
WORKING TEMP	-30°C~55°C (-22°F~131°F)
DIMENSIONS	LxWxH (6.89"x1.73"x1.18")

* RGB-CT500-RX (Sold Separately)

RGB-CT700

MASTER RGBW WIFI CONTROLLER

INPUT VOLTAGE	12-24V DC
OUTPUT TYPE	Constant Voltage
POWER CAPACITY	288W (12V) 384W (24V)
OUTPUT CURRENT	5A per Channel (20A Total)
WORKING TEMP	-4°F (-20°C) ~ 122°F (50°C)
DIMENSIONS	LxWxH (7 x1.8 x 0.8")



* Paired with RGB-CT705ZR (Sold Separately)

RGB-CT705ZR

SLAVE RGBW WIFI CONTROLLER

INPUT VOLTAGE	12-24V DC
OUTPUT TYPE	Constant Voltage
POWER CAPACITY	288W (12V) 384W (24V)
OUTPUT CURRENT	5A per Channel (20A Total)
WORKING TEMP	-4°F (-20°C) ~ 122°F (50°C)
DIMENSIONS	LxWxH (7 x0,63 x 0.71")



* Paired with RGB-CT700 (Sold Separately)

LSPW-20 RGB

2.2W OUTDOOR COLOR-CHANGING INDOOR LED STRIP

NON-DMX CONTROLLERS (CONTINUED)

RGB-CT840 BLUETOOTH TOUCH PANEL WALL CONTROLLER

INPUT VOLTAGE	12-24V DC
ZONES	4
CONTROL MODE	RGB RGBW
WIRELESS PROTOCOL	Bluetooth 5.0 SIG Mesh
WORKING TEMP	-20°C ~ 55°C
DIMENSIONS	LxWxH (4.7"x3"x1.2")

** Paired with RGB-CT800-RC (Sold Separately)*



RGB-CT800-RC BLUETOOTH CONSTANT VOLTAGE LED RECEIVER

INPUT VOLTAGE	12V 24V
OUTPUT CURRENT	4Ax5CH / 5Ax4CH (20A Max)
POWER CAPACITY	240W (12V) 480W (24V)
PROGRAMMABILITY	iOS and Android
WORKING TEMP	-20°C ~ 55°C
DIMENSIONS	LxWxH (6.9 x1.7 x 1.2")

** Paired with RGB-CT840 (Sold Separately)*



NON-DIMMING DRIVERS (COMPATIBLE WITH ALL SYSTEMS)

PSHK SERIES NON-DIMMING CONSTANT VOLTAGE WITH JUNCTION BOX

PSHK-30W-24V	CLASS 2	6.5" X 3.6" X 1.02"
PSHK-60W-24V	CLASS 2	7.4" X 3.62" X 1.02"
PSHK-96W-24V	CLASS 2	8.66" X 3.66" X 1.61"
PSHK-150W-24V		10.24" X 4.06" X 1.81"
PSHK-200W-24V		10.24" X 4.06" X 1.81"
PSHK-288W-24V	CLASS 2	11.85" X 4.25" X 1.82"
PSHK-300W-24V		10.24" X 4.25" X 1.81"

