

LSM-45

4.4W INDOOR FLEXIBLE LED STRIP

Project _____

Location _____

Quote/ Ref # _____

LSM-45 is a dimmable flexible LED strip capable of delivering 370 lumens of light output per Ft. Its high lumen output, excellent color rendering and color temperature options make it the perfect choice for almost any commercial or residential lighting application.



SPECIFICATIONS

| | |
|-----------------------|---|
| INPUT VOLTAGE | 24V DC |
| POWER CONSUMPTION | 4.4W/Ft. |
| NO. OF LEDS | 36 LEDs per Ft. |
| LUMEN OUTPUT | 369 Lm/Ft. (3000K) |
| CRI | 95+ |
| COLOR TEMPERATURE | 24K / 27K / 30K / 35K / 40K / 50K / 60K |
| DIMMING | MLV, ELV, 0-10 and TRIAC |
| MAXIMUM RUN LENGTH | 30 Ft. |
| CUTTABLE | Every 1.97 in (50mm) |
| BINNING | 1.5 Step Macadam Elipse |
| OPERATING TEMPERATURE | -40°F (-40°C) ~ +140°F (+60°C) |
| BEAM ANGLE | 120° |
| IP RATING | Dry location (Indoor) |
| CERTIFICATIONS | UL Listed, TITLE 24 JA8 |
| LUMEN MAINTENANCE | 50,000 Hrs. |

LUMENS

| CCT | LM/ FT | CRI | R9 | R13 |
|-------|--------|-----|----|-----|
| 2400K | 343 | 91 | 66 | 95 |
| 2700K | 361 | 93 | 80 | 96 |
| 3000K | 369 | 90 | 70 | 93 |
| 3500K | 387 | 90 | 73 | 94 |
| 4000K | 401 | 90 | 75 | 94 |
| 5000K | 411 | 92 | 83 | 97 |
| 6000K | 418 | 89 | 72 | 94 |

*Approved for closet / storage space installation per NEC 410.16(A)(3) and 410.16(C)(5)

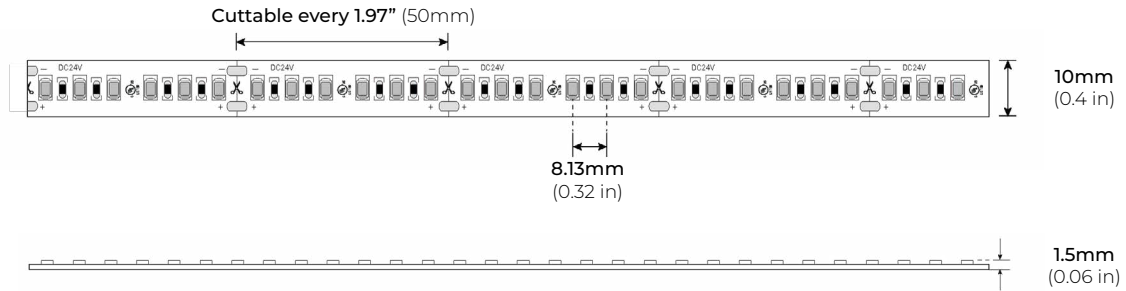


| MODEL | COLOR TEMP | LENGTH | VOLTAGE | PROFILE |
|-------|---------------------|--|---------------------|--|
| LSM45 | 24K 2400K | 16 16 Ft. | 24 24V DC | <i>See Page 3 for compatible profiles.</i> |
| | 27K 2700K | 100 100 Ft. | | |
| | 30K 3000K | 1XX per Ft. | | |
| | 35K 3500K | | | |
| | 40K 4000K | | | |
| | 50K 5000K | | | |
| | 60K 6000K | | | |
| | | *1 = Custom length per FT. (Cuttable every 1.97") | | * Custom color finishes require powder coating. Allow 7 days leads time. |

LSM-45

4.4W INDOOR FLEXIBLE LED STRIP

DIMENSIONS

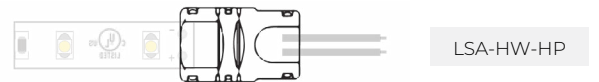


COMPATIBLE CONNECTORS

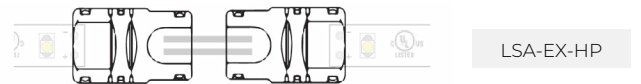
HP PRO CONNECTORS

QUICK CONNECT SNAP-ON

- LSA-HW8-HP 8" HARDWIRE CONNECTOR
- LSA-HW24-HP 24" HARDWIRE CONNECTOR
- LSA-HW60-HP 60" HARDWIRE CONNECTOR
- LSA-HW120-HP 120" HARDWIRE CONNECTOR



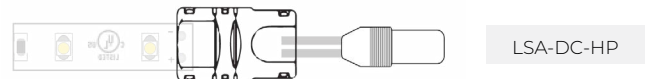
- LSA-EX3-HP 3" LINK
- LSA-EX8-HP 8" LINK
- LSA-EX24-HP 24" LINK



- LSA-MC-HP MINI COUPLING



- LSA-DC24-HP 24" DC CONNECTOR



LSA-TB

SOLDERLESS LED STRIP/ WIRE BLOCK CONNECTOR

- LSA-TB-HWC-2A 2 AMP MAX HARDWIRE CONNECTOR
106W MAX (24V)
(0.53" X 0.45" X 0.26")



- LSA-TB-HWC-4A 4 AMP MAX HARDWIRE CONNECTOR
106W MAX (24V)
(0.45" X 0.48" X 0.31")



- LSA-TB-MC-4A 4 AMP MAX STRIP TO STRIP CONNECTOR
106W MAX (24V)
(0.45" X 0.48" X 0.31")



LSM-45

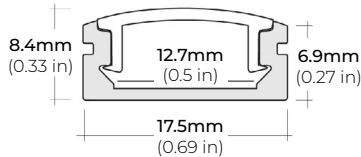
4.4W INDOOR FLEXIBLE LED STRIP

COMPATIBLE ALUMINUM PROFILES

SURFACE PROFILES

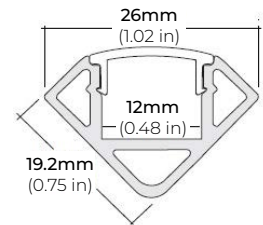
ALU-SF

LENGTHS 39" | 78" | 84" | 98"
LENS Clear, Frosted
FINISH Black | Silver



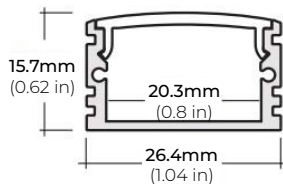
ALU-CN (CORNER)

LENGTHS 39" | 78" | 84" | 96"
LENS Clear, Frosted
FINISH Black | Silver



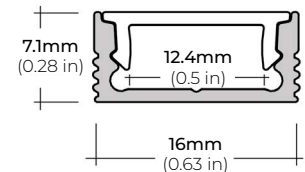
ALU-DS100

LENGTHS 39" | 78" | 84"
LENS Clear, Frosted
FINISH Silver



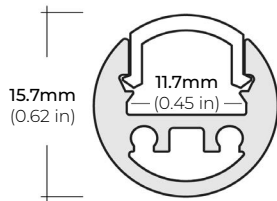
ALP-20

LENGTHS 49" | 84" | 98"
LENS Frosted
FINISH White | Black | Silver



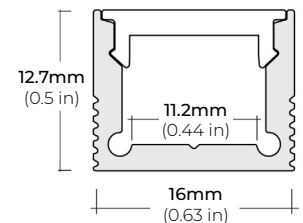
ALP-35

LENGTHS 49" | 98"
LENS Frosted
FINISH White | Black | Silver



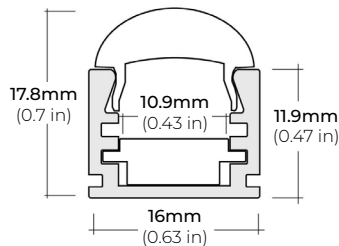
ALP-60

LENGTHS 49" | 84" | 98"
LENS Frosted
FINISH White | Black | Silver



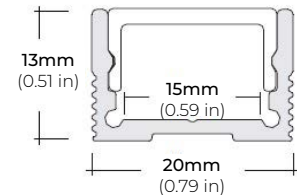
ALP-65

LENGTHS 48" | 96"
LENS Clear
FINISH Silver



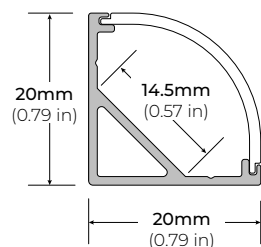
ALP-70

LENGTHS 49" | 84" | 98"
LENS Frosted
FINISH White | Black | Silver



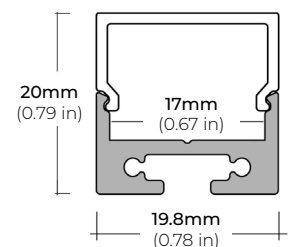
ALP-75C (CORNER)

LENGTHS 49" | 84" | 98"
LENS Frosted
FINISH Black | Silver



ALP-80

LENGTHS 49" | 98"
LENS Frosted
FINISH Silver

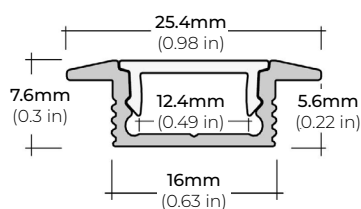


* For more compatible profiles, visit corelightingusa.com

RECESSED PROFILES

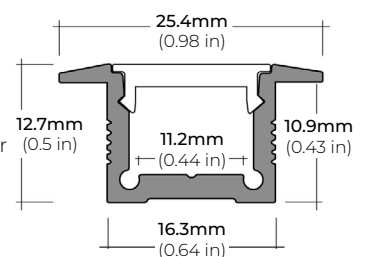
ALP-20R

LENGTHS 49" | 98"
LENS Frosted
FINISH White | Black | Silver



ALP-60R

LENGTHS 49" | 84" | 98"
LENS Frosted
FINISH White | Black | Silver



* For more compatible profiles, visit corelightingusa.com

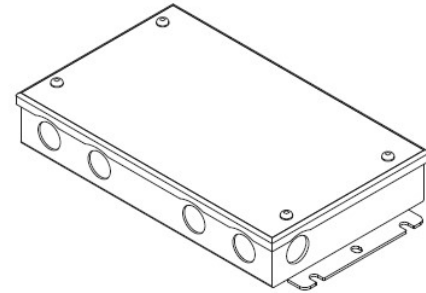
LSM-45

4.4W INDOOR FLEXIBLE LED STRIP

COMPATIBLE TRANSFORMERS

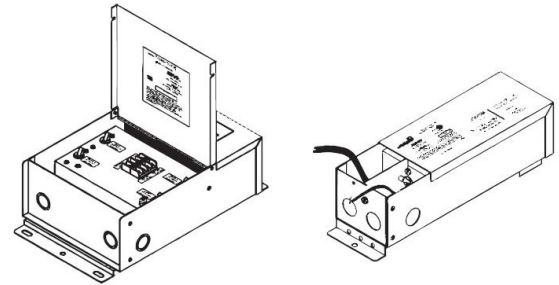
PSDL SERIES TRIAC DIMMABLE

| | | |
|---------------|---------|------------------------|
| PSDL-30W-24V | CLASS 2 | 6.5" X 3.63" X 1.03" |
| PSDL-60W-24V | CLASS 2 | 7.4" X 3.63" X 1.03" |
| PSDL-96W-24V | CLASS 2 | 8.67" X 3.67 X 1.62" |
| PSDL-150W-24V | | 8.67" X 3.67" X 1.62" |
| PSDL-192W-24V | CLASS 2 | 10.25" X 4.06" X 1.82" |
| PSDL-200W-24V | | 10.25" X 4.06" X 1.82" |
| PSDL-288W-24V | CLASS 2 | 10.25" X 4.06" X 1.82" |
| PSDL-300W-24V | | 10.25" X 4.06" X 1.82" |



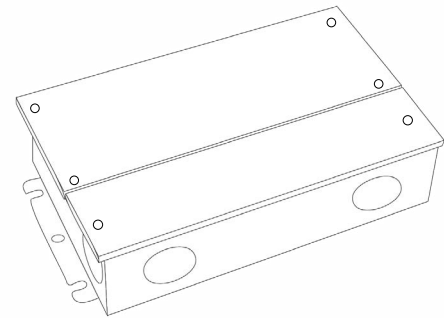
PSDH SERIES HIGH PERFORMANCE MAGNETIC LOW VOLTAGE (MLV)

| | | |
|---------------|---------|------------------------|
| PSDH-48W-24V | CLASS 2 | 11.25" X 3.37" X 3.25" |
| PSDH-96W-24V | CLASS 2 | 11.25" X 3.37" X 3.25" |
| PSDH-288W-24V | CLASS 2 | 14.25" X 8.43" X 4.43" |



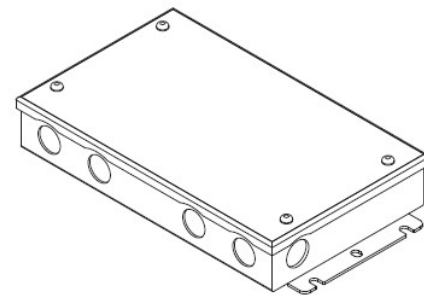
PSRX SERIES 4-IN-1 DIMMING DRIVER

| | | |
|---------------|---------|------------------------|
| PSRX-30W-24V | CLASS 2 | 6.5" X 3.72" X 1.57" |
| PSRX-60W-24V | CLASS 2 | 7.4" X 3.72" X 1.57" |
| PSRX-96W-24V | CLASS 2 | 8.66" X 3.72" X 1.57" |
| PSRX-150W-24V | | 10.24" X 4.13" X 1.77" |
| PSRX-192W-24V | CLASS 2 | 11" X 4" X 1.82" |
| PSRX-200W-24V | | 10.24" X 4.13" X 1.77" |
| PSRX-288W-24V | CLASS 2 | 11.85" X 4.25" X 1.82" |
| PSRX-300W-24V | | 10.94" X 4.33" X 1.77" |



PSVT SERIES 0-10V DIMMING DRIVER

| | | |
|---------------|---------|------------------------|
| PSVT-60W-24V | CLASS 2 | 7.4" X 3.72" X 1.57" |
| PSVT-96W-24V | CLASS 2 | 8.66" X 3.72" X 1.57" |
| PSVT-200W-24V | | 10.24" X 4.13" X 1.77" |
| PSVT-288W-24V | CLASS 2 | 11.85" X 4.25" X 1.81" |
| PSVT-300W-24V | | 10.94" X 4.33" X 1.77" |



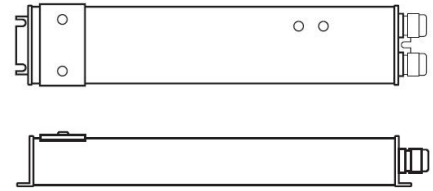
LSM-45

4.4W INDOOR FLEXIBLE LED STRIP

COMPATIBLE TRANSFORMERS

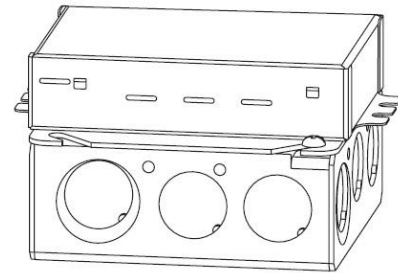
PSDE SERIES
0-10V DIMMING W/ JUNCTION BOX

PSDE-60W-24V-010-JB CLASS 2 12.1" X 2.36" X 1.4"
PSDE-96W-24V-010-JB CLASS 2 12.1" X 2.36" X 1.4"




LUTRON 1%
3-WIRE DIMMING

L3DA4U1UKL-CV240 CLASS 2 4.89" X 4" X 2.62"



LUTRON 1%

PSDE-96W-24V-ECO CLASS 2 10.5" X 3.0" X 2.0"



COMPATIBLE NON-DIMMING DRIVERS

PSHK SERIES
NON-DIMMING CONSTANT VOLTAGE WITH JUNCTION BOX

PSHK-30W-24V CLASS 2 6.5" X 3.6" X 1.02"
PSHK-60W-24V CLASS 2 7.4" X 3.62" X 1.02"
PSHK-96W-24V CLASS 2 8.66" X 3.66" X 1.61"
PSHK-150W-24V 10.24" X 4.06" X 1.81"
PSHK-200W-24V 10.24" X 4.06" X 1.81"
PSHK-288W-24V CLASS 2 11.85" X 4.25" X 1.82"
PSHK-300W-24V 10.24" X 4.25" X 1.81"

