

# LNT-65 RGBW

## 4.5W IP67/68 COLOR CHANGING + WHITE NEON SERIES

Project \_\_\_\_\_  
Location \_\_\_\_\_  
Quote/ Ref # \_\_\_\_\_

**LNT-65 RGBW** is a high performance flexible LED fixture designed as a neon replacement. Suitable for indoor and outdoor applications, the LNT-65 RGBW can bend around contours or tight radiuses without being damaged. It allows for easy installation with its factory sealed terminators and self-locking male and female barrel connectors.



### SPECIFICATIONS

INPUT VOLTAGE	24V DC Constant Voltage
POWER CONSUMPTION	4.5W per Ft.
LUMEN OUTPUT	190 Lm/ Ft.
LED CHIP	NICHIA
CRI	88+
COLOR TEMPERATURE	RGB+27K/ RGB+40K
DIMMING	Through RGB controller
MAXIMUM RUN LENGTH	32 Ft.
CUTTABLE	Every 83.33mm (3.28 in)
STORAGE TEMPERATURE	-40°F (-40°C) to 176°F (80°C)
OPERATING TEMPERATURE	-4°F (-20°C) to 113°F (45°C)
BEAM ANGLE	160°
HUMIDITY	0-95% Non Condensing
IP RATING	IP67/ IP68
CERTIFICATIONS	UL Listed, UL-676 (IP68)
LUMEN MAINTENANCE	50,000 Hrs.

### FEATURES

- High color consistency and smooth illumination
- Multiple CCT options available
- Bottom, Side and End Feed options
- UL-676 Pool Submersible (IP68 model)
- Waterproof/ Underwater Submersible

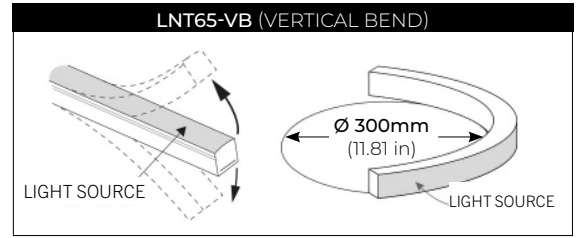
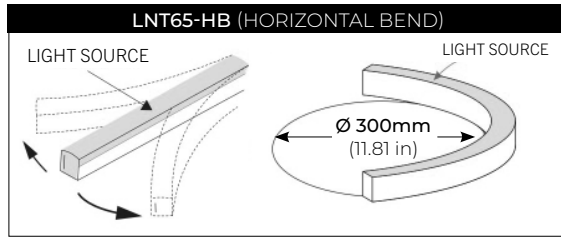
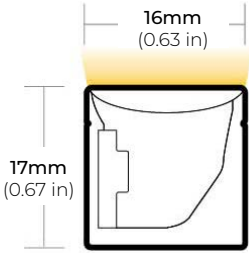


MODEL	LENS	SURFACE	COLOR TEMP	VOLT	LENGTH	POWER FEED	FEED LENGTH
LNT-65	F Flat	HB Horizontal Bend	RGBW27K RGB+2700K	24 24V DC	Please refer to page 5-6 for exact lengths with corresponding ordering codes.	BF Bottom Feed	HW3 3 Ft. Power Feed
		VB Vertical Bend	RGBW40K RGB+4000K			SFL Side Feed Left	HW10 10 Ft. Power Feed
			SFR Side Feed Right			HW15 15 Ft. Power Feed	
			EF End Feed			HW30 30 Ft. Power Feed	
						HW50 50 Ft. Power Feed	

# LNT-65 RGBW

4.5W IP67/68 COLOR CHANGING + WHITE NEON SERIES

## DIMENSIONS

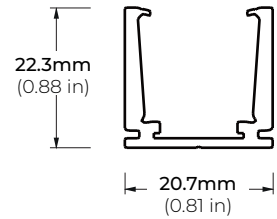



## COMPATIBLE ACCESSORIES

### SELF LOCKING ALUMINUM PROFILE

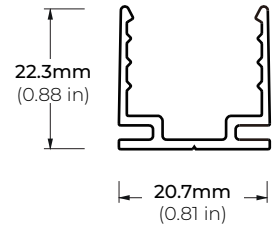

LNT65-AC2  
2" PROFILE

LNT65-AC39  
39" PROFILE



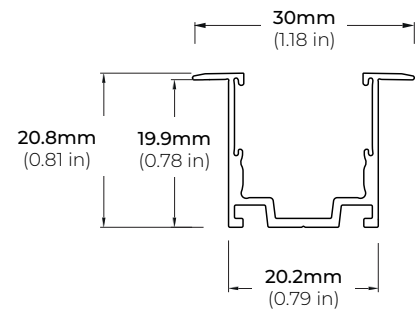
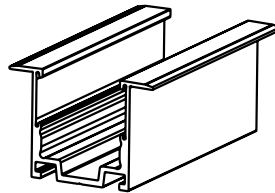
### PLASTIC PROFILE

LNT65-PC39  
39" PROFILE



### RECESSED PROFILE

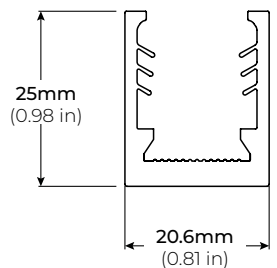
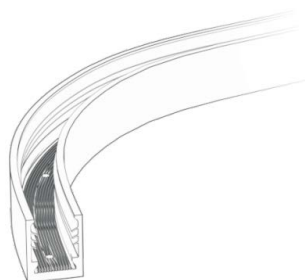
LNT65-RS39  
39" PROFILE



### FLEXIBLE PROFILE

LNT65-SPX39-WH  
39" PROFILE (WHITE)

LNT65-SPX39-BK  
39" PROFILE (BLACK)

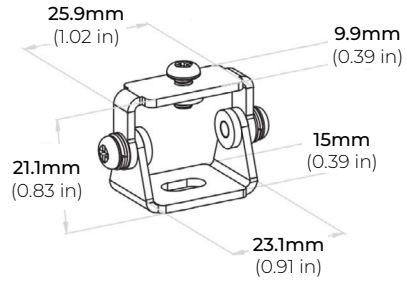


# LNT-65 RGBW

4.5W IP67/68 COLOR CHANGING + WHITE NEON SERIES

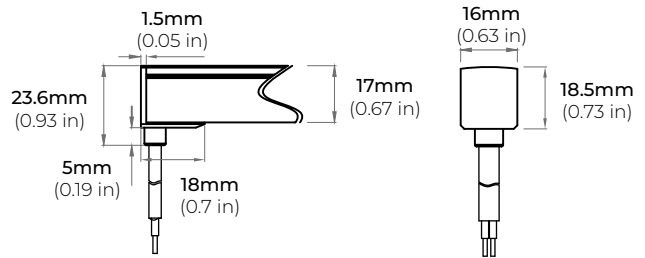
## COMPATIBLE ACCESSORIES

LNT65-BKT-ADJ  
ADJUSTABLE BRACKET

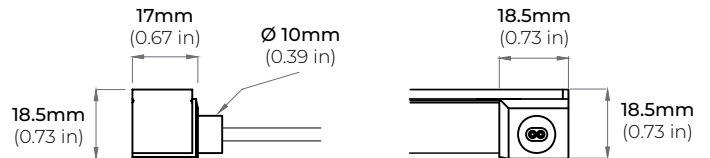


## POWER FEED

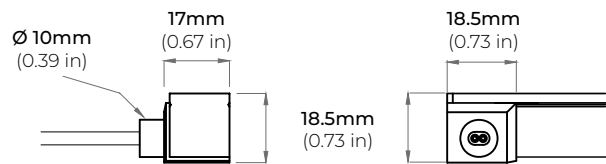
BF  
BOTTOM FEED



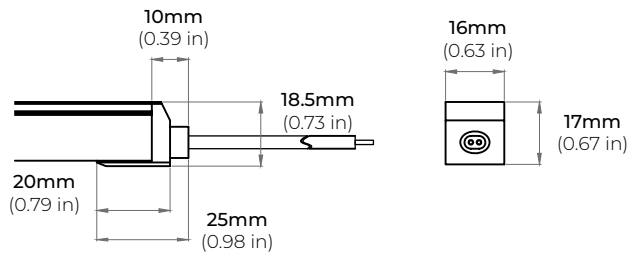
SFL  
SIDE FEED LEFT



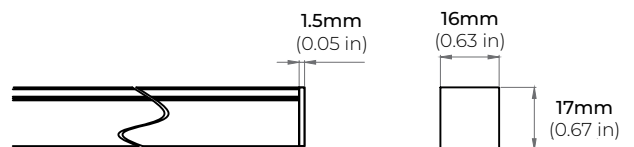

SFR  
SIDE FEED RIGHT



EF  
END FEED



LNT65-EC  
END CAP



# LNT-65 RGBW



## 4.5W IP67/68 COLOR CHANGING + WHITE NEON SERIES

### CUTTING LENGTH CODES

LNT-65 RGBW is cuttable every 3.28" (8.33CM). Please refer to the chart below to determine actual lengths once LED is cut versus actual lengths required or specified.

Total Length Calculation = Order Code Length + End Feed option Length  
**Example: 98.6" Total Length = Order Code 30 (98.4") + (0.20") Side Feed**

\* Optional lead wire lengths available: 3Ft., 10Ft., 16Ft., 32Ft., 50Ft.

POWER FEED OPTION	
END FEED	1.1"
BOTTOM FEED	0.20"
SIDE FEED	0.20"

### CUTTING LENGTH INCREMENT TABLE

CODE	LENGTH (CM)	LENGTH (IN)
3	24.99	9.84
4	33.32	13.12
5	41.65	16.4
6	49.98	19.68
7	58.31	22.96
8	66.64	26.24
9	74.97	29.52
10	83.3	32.8
11	91.63	36.08
12	99.96	39.36
13	108.29	42.64
14	116.62	45.92
15	124.95	49.2
16	133.28	52.48
17	141.61	55.76
18	149.94	59.04
19	158.27	62.32
20	166.6	65.6
21	174.93	68.88
22	183.26	72.16
23	191.59	75.44
24	199.92	78.72
25	208.25	82
26	216.58	85.28
27	224.91	88.56
28	233.24	91.84
29	241.57	95.12
30	249.9	98.4
31	258.23	101.68
32	266.56	104.96
33	274.89	108.24
34	283.22	111.52
35	291.55	114.8
36	299.88	118.08
37	308.21	121.36
38	316.54	124.64
39	324.87	127.92
40	333.2	131.2
41	341.53	134.48
42	349.86	137.76

CODE	LENGTH (CM)	LENGTH (IN)
43	358.19	141.04
44	366.52	144.32
45	374.85	147.6
46	383.18	150.88
47	391.51	154.16
48	399.84	157.44
49	408.17	160.72
50	416.5	164
51	424.83	167.28
52	433.16	170.56
53	441.49	173.84
54	449.82	177.12
55	458.15	180.4
56	466.48	183.68
57	474.81	186.96
58	483.14	190.24
59	491.47	193.52
60	499.8	196.8
61	508.13	200.08
62	516.46	203.36
63	524.79	206.64
64	533.12	209.92
65	541.45	213.2
66	549.78	216.48
67	558.11	219.76
68	566.44	223.04
69	574.77	226.32
70	583.1	229.6
71	591.43	232.88
72	599.76	236.16
73	608.09	239.44
74	616.42	242.72
75	624.75	246
76	633.08	249.28
77	641.41	252.56
78	649.74	255.84
79	658.07	259.12
80	666.4	262.4
81	674.73	265.68
82	683.06	268.96

CODE	LENGTH (CM)	LENGTH (IN)
83	691.39	272.24
84	699.72	275.52
85	708.05	278.8
86	716.38	282.08
87	724.71	285.36
88	733.04	288.64
89	741.37	291.92
90	749.7	295.2
91	758.03	298.48
92	766.36	301.76
93	774.69	305.04
94	783.02	308.32
95	791.35	311.6
96	799.68	314.88
97	808.01	318.16
98	816.34	321.44
99	824.67	324.72
100	833	328
101	841.33	331.28
102	849.66	334.56
103	857.99	337.84
104	866.32	341.12
105	874.65	344.4
106	882.98	347.68
107	891.31	350.96
108	899.64	354.24
109	907.97	357.52
110	916.3	360.8
111	924.63	364.08
112	932.96	367.36
113	941.29	370.64
114	949.62	373.92
115	957.95	377.2
116	966.28	380.48
117	974.61	383.76
118	982.94	387.04
119	991.27	390.32
120	999.6	393.6
121	1007.93	396.88
122	1016.26	400.16

# LNT-65 RGBW



## 4.5W IP67/68 COLOR CHANGING + WHITE NEON SERIES

### CUTTING LENGTH CODES (CONT.)

LNT-65 RGBW is cuttable every 3.28" (8.33CM). Please refer to the chart below to determine actual lengths once LED is cut versus actual lengths required or specified.

Total Length Calculation = Order Code Length + End Feed option Length

**Example: 98.6" Total Length = Order Code 30 (98.4") + (0.20") Side Feed**

\* Optional lead wire lengths available: 3Ft., 10Ft., 16Ft., 32Ft., 50Ft.

POWER FEED OPTION	
END FEED	1.1"
BOTTOM FEED	0.20"
SIDE FEED	0.20"

### CUTTING LENGTH INCREMENT TABLE

CODE	LENGTH (CM)	LENGTH (IN)
123	1024.59	403.44
124	1032.92	406.72
125	1041.25	410
126	1049.58	413.28
127	1057.91	416.56
128	1066.24	419.84
129	1074.57	423.12
130	1082.9	426.4
131	1091.23	429.68
132	1099.56	432.96
133	1107.89	436.24
134	1116.22	439.52
135	1124.55	442.8
136	1132.88	446.08
137	1141.21	449.36
138	1149.54	452.64
139	1157.87	455.92
140	1166.2	459.2
141	1174.53	462.48
142	1182.86	465.76
143	1191.19	469.04
144	1199.52	472.32
145	1207.85	475.6
146	1216.18	478.88
147	1224.51	482.16
148	1232.84	485.44
149	1241.17	488.72
150	1249.5	492
151	1257.83	495.28
152	1266.16	498.56
153	1274.49	501.84
154	1282.82	505.12
155	1291.15	508.4
156	1299.48	511.68
157	1307.81	514.96
158	1316.14	518.24
159	1324.47	521.52
160	1332.8	524.8
161	1341.13	528.08
162	1349.46	531.36

CODE	LENGTH (CM)	LENGTH (IN)
163	1357.79	534.64
164	1366.12	537.92
165	1374.45	541.2
166	1382.78	544.48
167	1391.11	547.76
168	1399.44	551.04
169	1407.77	554.32
170	1416.1	557.6
171	1424.43	560.88
172	1432.76	564.16
173	1441.09	567.44
174	1449.42	570.72
175	1457.75	574
176	1466.08	577.28
177	1474.41	580.56
178	1482.74	583.84
179	1491.07	587.12
180	1499.4	590.4

# LNT-65 RGBW

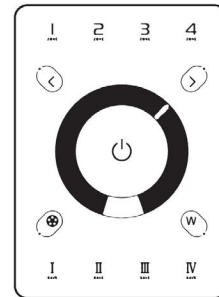
## 4.5W IP67/68 COLOR CHANGING + WHITE NEON SERIES

### DMX CONTROLLERS

#### RGB CT600

MULTI-FUNCTION RGBW WALL CONTROLLER

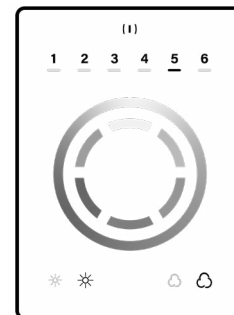
INPUT VOLTAGE	5V DC, 1A
OUTPUT SIGNAL	RF 2.4GHZ + DMX512
CONTROL	4 ZONES
COLOR OPTIONS	Black/ White
WORKING TEMP	-20°C ~ 40°C
DIMENSIONS	LxWxH (5.19"x7.08"x1.38")



#### RGB-SCW4

WiFi DMX WALL CONTROLLER


INPUT VOLTAGE	5 - 10V DC, 06A
OUTPUT SIGNAL	DMX512 (x2)
PROGRAMMABILITY	PC/ MAC
COLOR OPTIONS	Black/ White
CONNECTIONS	USB/ 8dry contact ports/ Open drain output (for relay)
MEMORY	Built-In Flash
WORKING TEMP	-10°C ~ 45°C
DIMENSIONS	LxWxH (5.75"x4.17"x0.43")



#### RGB-SDE3

WiFi DMX WALL CONTROLLER

INPUT VOLTAGE	6V DC, 0.6A
OUTPUT SIGNAL	DMX512 (x2)
PROGRAMMABILITY	PC/ MAC/ Tablet/ Smartphone
COLOR OPTIONS	Black/ White
CONNECTIONS	USB/ Ethernet/ RS232/ CLock/ 8dry contact ports/ 5V output relay
MEMORY	MicroSD Card
WORKING TEMP	-20°C ~ 40°C
DIMENSIONS	LxWxH (5.75"x4.17"x0.43")



# LNT-65 RGBW

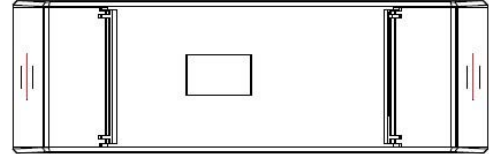
4.5W IP67/68 COLOR CHANGING + WHITE NEON SERIES

## DMX DECODERS

---

**RGB-DMX-4C-RJ45**  
4-CHANNEL DMX DECODER

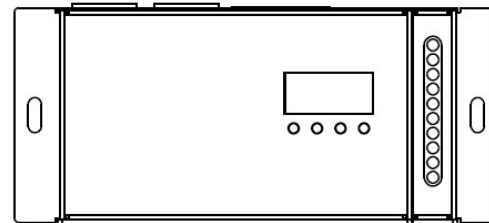
**INPUT VOLTAGE** 12V-24V DC  
**OUTPUT CURRENT** 8A X 4CH  
**OUTPUT WATTAGE** 60W(12V), 120W(24V)  
**OUTPUT CHANNELS** 4  
**DIMENSIONS** LxWxH (6.5"x2.38"x1.27")



---

**RGB-DMX-5C-XLR**  
5-CHANNEL DMX DECODER

**INPUT VOLTAGE** 12V-24V DC  
**OUTPUT CURRENT** 8A X 5CH  
**OUTPUT WATTAGE** 5 x (96W ~ 192W)  
**OUTPUT CHANNELS** 5  
**DIMENSIONS** LxWxH (6.45"x2.87"x1.5")



# LNT-65 RGBW

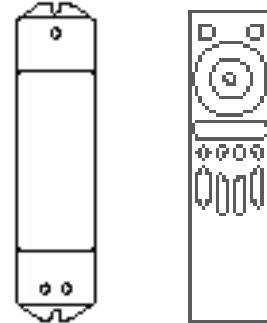
## 4.5W IP67/68 COLOR CHANGING + WHITE NEON SERIES

### NON-DMX CONTROLLERS

#### RGB-CT550

RGBW WIRELESS RECEIVER / CONTROLLER SYSTEM

REMOTE DISTANCE	100 Ft. (Line of Sight)
FREQUENCY	2.4 GHz
DIMENSIONS	LxWxH (6.38"x1.65"x0.59")
WEIGHT	0.44lbs.



\* RGB-CT500-RX  
(Sold Separately)

#### RGB-CT550-RX

RGBW WIRELESS RECEIVER / CONTROLLER SYSTEM


INPUT VOLTAGE	DC5V ~ DC24V
POWER CAPACITY	100W (5V)   240W (12V)   480W (24V)
OUTPUT CURRENT	5A per Channel (20A Total)
WORKING TEMP	-30°C~55°C (-22°F~131°F)
DIMENSIONS	LxWxH (6.89"x1.73"x1.18")

\* RGB-CT500-RX (Sold Separately)

#### RGB-CT700

MASTER RGBW WIFI CONTROLLER

INPUT VOLTAGE	12-24V DC
OUTPUT TYPE	Constant Voltage
POWER CAPACITY	288W (12V)   384W (24V)
OUTPUT CURRENT	5A per Channel (20A Total)
WORKING TEMP	-4°F (-20°C) ~ 122°F (50°C)
DIMENSIONS	LxWxH (7 x1.8 x 0.8")




\* Paired with RGB-CT705ZR (Sold Separately)

#### RGB-CT705ZR

SLAVE RGBW WIFI CONTROLLER

INPUT VOLTAGE	12-24V DC
OUTPUT TYPE	Constant Voltage
POWER CAPACITY	288W (12V)   384W (24V)
OUTPUT CURRENT	5A per Channel (20A Total)
WORKING TEMP	-4°F (-20°C) ~ 122°F (50°C)
DIMENSIONS	LxWxH (7 x0,63 x 0.71")



\* Paired with RGB-CT700 (Sold Separately)



# LNT-65 RGBW

4.5W IP67/68 COLOR CHANGING + WHITE NEON SERIES

## NON-DMX CONTROLLERS (CONTINUED)

**RGB-CT840**  
BLUETOOTH TOUCH PANEL WALL CONTROLLER

**INPUT VOLTAGE** 12-24V DC  
**ZONES** 4  
**CONTROL MODE** RGB | RGBW  
**WIRELESS PROTOCOL** Bluetooth 5.0 SIG Mesh  
**WORKING TEMP** -20°C ~ 55°C  
**DIMENSIONS** LxWxH (4.7"x3"x1.2")

*\* Paired with RGB-CT800-RC (Sold Separately)*



**RGB-CT800-RC**  
BLUETOOTH CONSTANT VOLTAGE LED RECEIVER

**INPUT VOLTAGE** 12V | 24V  
**OUTPUT CURRENT** 4Ax5CH / 5Ax4CH (20A Max)  
**POWER CAPACITY** 240W (12V) | 480W (24V)  
**PROGRAMMABILITY** iOS and Android  
**WORKING TEMP** -20°C ~ 55°C  
**DIMENSIONS** LxWxH (6.9 x1.7 x 1.2")

*\* Paired with RGB-CT840 (Sold Separately)*



# LNT-65 RGBW

4.5W IP67/68 COLOR CHANGING + WHITE NEON SERIES

**NON-DIMMING DRIVERS** (COMPATIBLE WITH ALL SYSTEMS)

## PSHK SERIES

NON-DIMMING CONSTANT VOLTAGE WITH JUNCTION BOX

PSHK-30W-24V	CLASS 2	6.5" X 3.6" X 1.02"
PSHK-60W-24V	CLASS 2	7.4" X 3.62" X 1.02"
PSHK-96W-24V	CLASS 2	8.66" X 3.66" X 1.61"
PSHK-150W-24V		10.24" X 4.06" X 1.81"
PSHK-200W-24V		10.24" X 4.06" X 1.81"
PSHK-288W-24V	CLASS 2	11.85" X 4.25" X 1.82"
PSHK-300W-24V		10.24" X 4.25" X 1.81"

