

VEGA


RECESSED BEVELED LED LUMINAIRE

Project _____

Location _____

Quote/ Ref # _____

Vega is an Architectural Grade, LED recessed luminaire designed for recessed applications. Made from high-quality aluminum, this extrusion provides superior thermal management for higher wattage LED strips prolonging the overall lifespan of the lighting system. Manufactured with a patented frosted diffuser for maximum lumen output and a wider beam distribution.



SPECIFICATIONS

TYPE	Recessed
INPUT VOLTAGE	24V
WATTAGE	3W
LUMEN OUTPUT	Up to 277 Lm/ Ft.
CRI	90+
COLOR TEMPERATURE	27K/ 30K/ 35K/ 40K
LENS OPTION	Frosted
AVAILABLE LENGTHS	Up to 98 in.
DIMMING	MLV, ELV, 0-10 and TRIAC
FINISH	White/ Black/ Silver
TRANSFORMER	Remote

FEATURES

- Suitable for interior and decorative applications
- Various installation methods
- Frosted Diffused Lens
- Dissipates heat from LED, prolonging its lifetime

LUMENS

MODEL	WATT	CCT	LM/FT.
VEGA	3W	2700K	240
		3000K	258
		3500K	270
		4000K	277

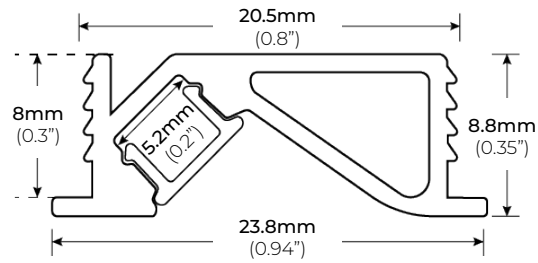
* Remote mounted power supply sold separately.



MODEL	LENGTH	COLOR TEMP	LENS	FINISH	DRIVER
VEGA	*XX Custom Length	27K 2700K	FR Frosted Lens	WH White	See Page 3-4 for compatible drivers.
		30K 3000K		BK Black	
		35K 3500K		SI Silver	
		40K 4000K			
	* Up to 98 in.		* Frosted Lens included		

RECESSED BEVELED LED LUMINAIRE

DIMENSIONS



ACCESSORIES

VEGA-EC END CAP

23.8mm x 14mm x 8.8mm (0.94" x 0.55" x 0.35")



VEGA-ECH END CAP WITH HOLE

23.8mm x 14mm x 8.8mm (0.94" x 0.55" x 0.35")

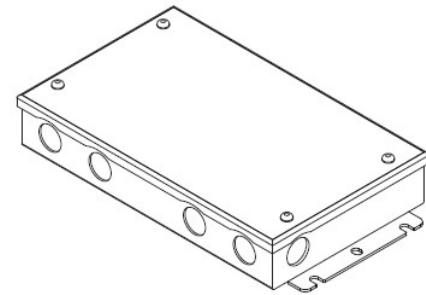


RECESSED BEVELED LED LUMINAIRE

COMPATIBLE TRANSFORMERS

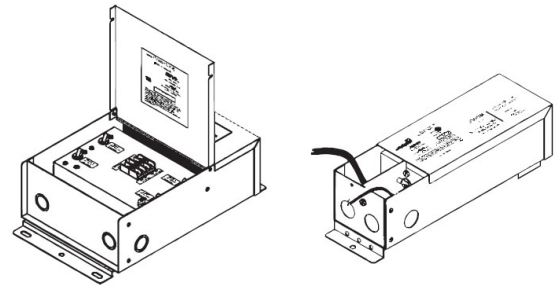
PSDL SERIES TRIAC DIMMABLE

PSDL-30W-24V	CLASS 2	6.5" X 3.63" X 1.03"
PSDL-60W-24V	CLASS 2	7.4" X 3.63" X 1.03"
PSDL-96W-24V	CLASS 2	8.67" X 3.67 X 1.62"
PSDL-150W-24V		8.67" X 3.67" X 1.62"
PSDL-192W-24V	CLASS 2	10.25" X 4.06" X 1.82"
PSDL-200W-24V		10.25" X 4.06" X 1.82"
PSDL-288W-24V	CLASS 2	10.25" X 4.06" X 1.82"
PSDL-300W-24V		10.25" X 4.06" X 1.82"



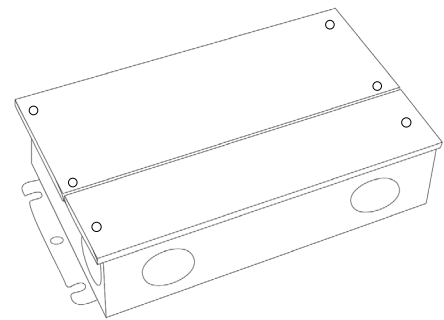
PSDH SERIES HIGH PERFORMANCE MAGNETIC LOW VOLTAGE (MLV)

PSDH-48W-24V	CLASS 2	11.25" X 3.37" X 3.25"
PSDH-96W-24V	CLASS 2	11.25" X 3.37" X 3.25"
PSDH-288W-24V	CLASS 2	14.25" X 8.43" X 4.43"



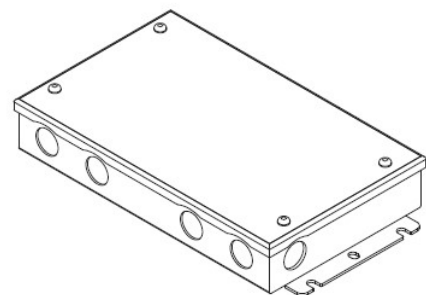
PSRX SERIES 4-IN-1 DIMMING DRIVER

PSRX-30W-24V	CLASS 2	6.5" X 3.72" X 1.57"
PSRX-60W-24V	CLASS 2	7.4" X 3.72" X 1.57"
PSRX-96W-24V	CLASS 2	8.66" X 3.72" X 1.57"
PSRX-150W-24V		10.24" X 4.13" X 1.77"
PSRX-192W-24V	CLASS 2	11" X 4" X 1.82"
PSRX-200W-24V		10.24" X 4.13" X 1.77"
PSRX-288W-24V	CLASS 2	11.85" X 4.25" X 1.82"
PSRX-300W-24V		10.94" X 4.33" X 1.77"



PSVT SERIES 0-10V DIMMING DRIVER

PSVT-60W-24V	CLASS 2	7.4" X 3.72" X 1.57"
PSVT-96W-24V	CLASS 2	8.66" X 3.72" X 1.57"
PSVT-200W-24V		10.24" X 4.13" X 1.77"
PSVT-288W-24V	CLASS 2	11.85" X 4.25" X 1.81"
PSVT-300W-24V		10.94" X 4.33" X 1.77"




RECESSED BEVELED LED LUMINAIRE

COMPATIBLE TRANSFORMERS

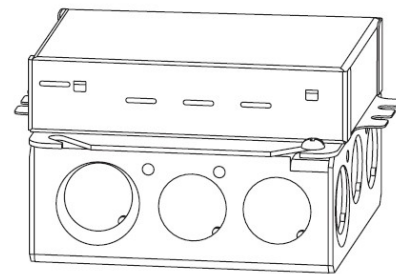
PSDE SERIES
0-10V DIMMING W/ JUNCTION BOX

PSDE-60W-24V-010-JB CLASS 2 12.1" X 2.36" X 1.4"
PSDE-96W-24-010-JB CLASS 2 12.1" X 2.36" X 1.4"




LUTRON 1%
3-WIRE DIMMING

L3DA4U1UKL-CV240 CLASS 2 4.89" X 4" X 2.62"



LUTRON 1%
3-WIRE DIMMING

PSDE-96W-24V-ECO CLASS 2 10.5" X 3.0" X 2.0"



COMPATIBLE NON-DIMMING DRIVERS

PSHK SERIES
NON-DIMMING CONSTANT VOLTAGE WITH JUNCTION BOX

PSHK-30W-24V CLASS 2 6.5" X 3.6" X 1.02"
PSHK-60W-24V CLASS 2 7.4" X 3.62" X 1.02"
PSHK-96W-24V CLASS 2 8.66" X 3.66" X 1.61"
PSHK-150W-24V 10.24" X 4.06" X 1.81"
PSHK-200W-24V 10.24" X 4.06" X 1.81"
PSHK-288W-24V CLASS 2 11.85" X 4.25" X 1.82"
PSHK-300W-24V 10.24" X 4.25" X 1.81"

