

LNE-50 MX

4.4W COLOR-TUNING CCT FLEXIBLE LED NEON SERIES

Project _____

Location _____

Quote/ Ref # _____

The **LNE-50 MX** Series is a high performance flexible and affordable LED fixture designed as a neon replacement useful in a wide variety of indoor or outdoor applications where a smooth surface and continuous line of light is desired. It features combined color temperatures in one LED strip ranging from warm 22K to cool 50K.



SPECIFICATIONS

INPUT VOLTAGE	24V DC Constant Voltage
POWER CONSUMPTION	4.4W/Ft.
LUMEN OUTPUT	300 Lm/Ft.
CRI	90+
COLOR TEMPERATURE	18K / 22K / 25K / 27K / 30K / 35K / 42K / 50K / 60K
DIMMING/ CONTROL	DMX
MAXIMUM RUN LENGTH	32 Ft.
CUTTABLE	Every 1.97 in. (49.3mm)
STORAGE TEMPERATURE	-40°F ~176°F (-40°C ~ 80°C)
OPERATING TEMPERATURE	-4°F ~113°F (-20°C ~ 45°C)
BEAM ANGLE	120°
HUMIDITY	0-95% Non Condensing
IP RATING	IP54 (damp) or IP67 (wet)
CERTIFICATIONS	UL Listed
LUMEN MAINTENANCE	50,000 Hrs.

FEATURES

- High color consistency and smooth illumination
- Multiple CCT LED
- Continuous run length up to 32 Ft.
- Cuttable every 1.97" (49.3mm)
- Bottom, side and end feed options



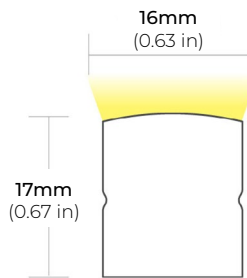
MODEL	SURFACE	TEMP A	TEMP B	VOLT	LENGTH	IP RATING	POWER FEED	FEED LENGTH
LNE50MX	TP Top Bend	18K	18K	24 24V DC	1'X per Ft.	IP54 Damp	BF	HW3
		1800K	1800K				Bottom Feed	3 Ft. Power Feed
	SB Side Bend	22K	22K	IP67 Wet		SFL	HW10	
		2200K	2200K			Side Feed Left	10 Ft. Power Feed	
		25K	25K			SFR	HW15	
		2500K	2500K			Side Feed Right	15 Ft. Power Feed	
		27K	27K			EF	HW30	
		2700K	2700K					End Feed
		30K	30K			HW50		
		3000K	3000K				50 Ft. Power Feed	
35K	35K							
3500K	3500K							
42K	42K							
4200K	4200K							
50K	50K							
5000K	5000K							
60K	60K							
6000K	6000K							

*1 = Custom length per FT. (cuttable every 1.97")

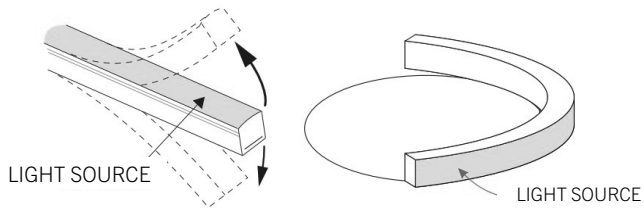
LNE-50 MX

4.4W COLOR-TUNING CCT FLEXIBLE LED NEON SERIES

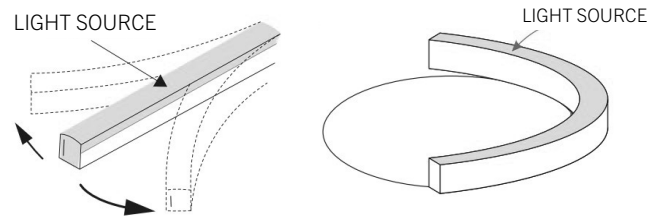
DIMENSIONS



LNE-50-TP (TOP BEND)



LNE-50-SB (SIDE BEND)



COMPATIBLE ACCESSORIES

SELF LOCKING ALUMINUM PROFILE

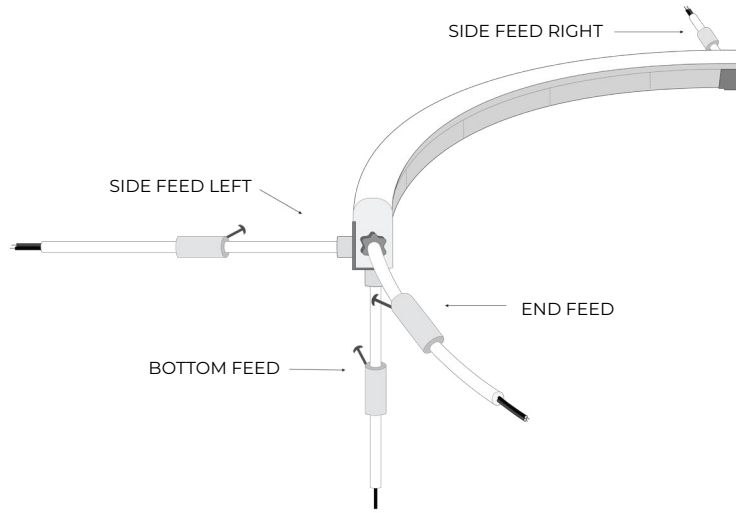
LNE-AC2
2" PROFILE

LNE-AC39
39" PROFILE



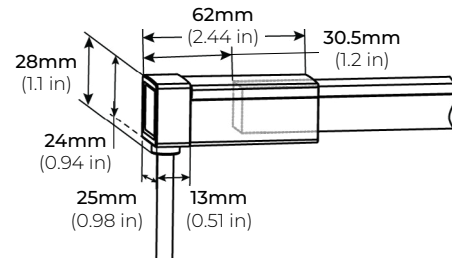
LNE-50 MX

4.4W COLOR-TUNING CCT FLEXIBLE LED NEON SERIES

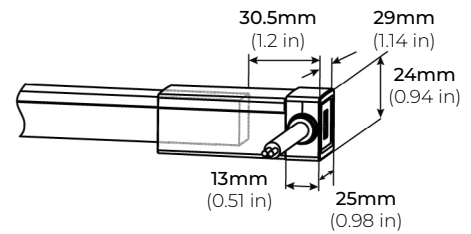


POWER FEED (IP54)

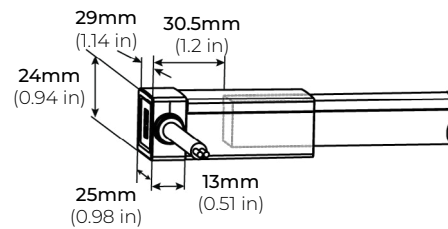
BF
BOTTOM FEED



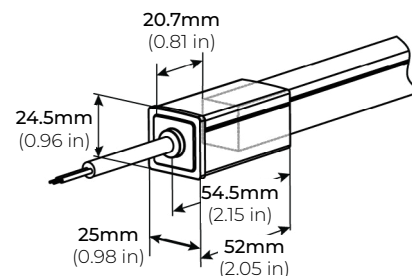
SFL
SIDE LEFT FEED



SFR
SIDE RIGHT FEED

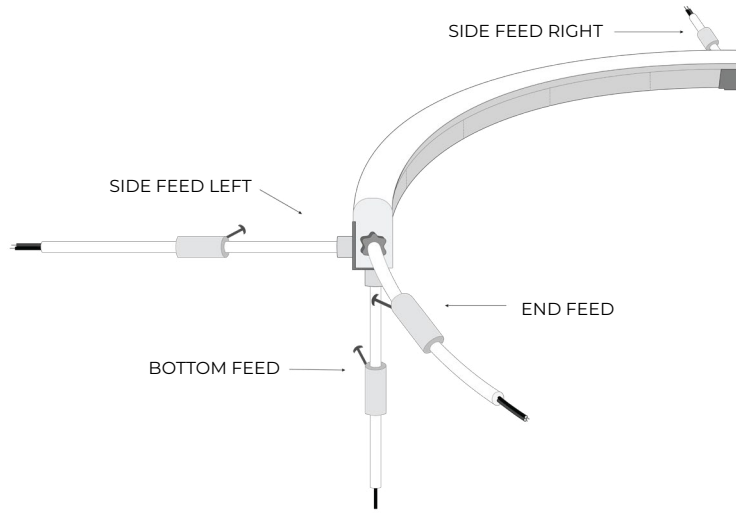


EF
END FEED



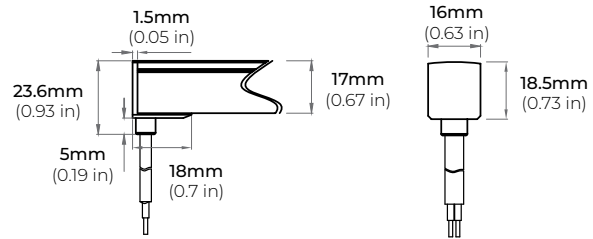
LNE-50 MX

4.4W COLOR-TUNING CCT FLEXIBLE LED NEON SERIES

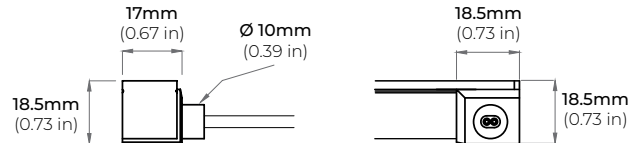


POWER FEED (IP67)

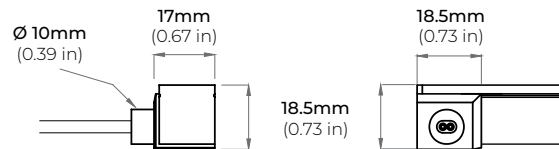
BF
BOTTOM FEED



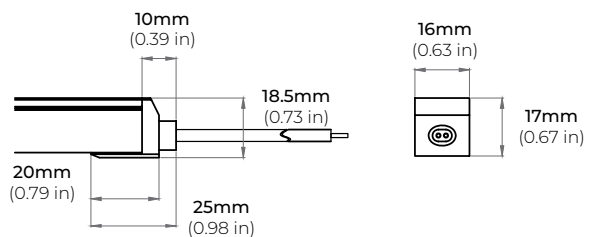
SFL
SIDE LEFT FEED



SFR
SIDE RIGHT FEED



EF
END FEED



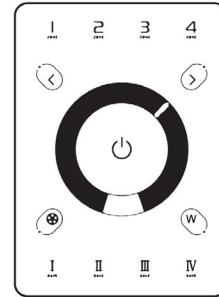
LNE-50 MX

4.4W COLOR-TUNING CCT FLEXIBLE LED NEON SERIES

DMX CONTROLLERS

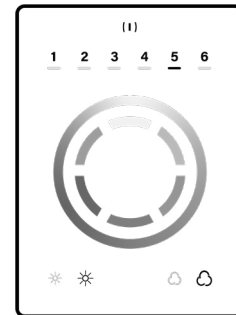
RGB CT600
MULTI-FUNCTION RGBW WALL CONTROLLER

INPUT VOLTAGE 5V DC, 1A
OUTPUT SIGNAL RF 2.4GHZ + DMX512
CONTROL 4 ZONES
COLOR OPTIONS Black/ White
WORKING TEMP -20°C ~ 40°C
DIMENSIONS LxWxH (5.19"x7.08"x1.38")




RGB-SCW4
WiFi DMX WALL CONTROLLER

INPUT VOLTAGE 5 - 10V DC, 06A
OUTPUT SIGNAL DMX512 (x2)
PROGRAMMABILITY PC/ MAC
COLOR OPTIONS Black/ White
CONNECTIONS USB/ 8dry contact ports/ Open drain output (for relay)
MEMORY Built-In Flash
WORKING TEMP -10°C ~ 45°C
DIMENSIONS LxWxH (5.75"x4.17"x0.43")



RGB-SDE3
WiFi DMX WALL CONTROLLER

INPUT VOLTAGE 6V DC, 0.6A
OUTPUT SIGNAL DMX512 (x2)
PROGRAMMABILITY PC/ MAC/ Tablet/ Smartphone
COLOR OPTIONS Black/ White
CONNECTIONS USB/ Ethernet/ RS232/ CLock/ 8dry contact ports/ 5V output relay
MEMORY MicroSD Card
WORKING TEMP -20°C ~ 40°C
DIMENSIONS LxWxH (5.75"x4.17"x0.43")



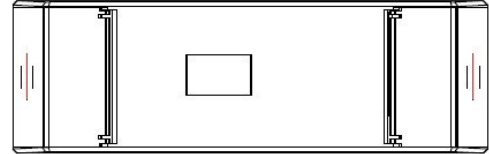
LNE-50 MX

4.4W COLOR-TUNING CCT FLEXIBLE LED NEON SERIES

DMX DECODERS

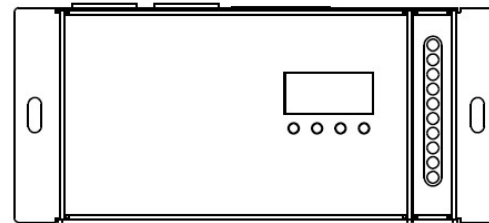
RGB-DMX-4C-RJ45 4-CHANNEL DMX DECODER

INPUT VOLTAGE 12V-24V DC
OUTPUT CURRENT 5A X 4CH
OUTPUT WATTAGE 60W(12V), 120W(24V)
OUTPUT CHANNELS 4
DIMENSIONS LxWxH (7"x1.77"x0.75")



RGB-DMX-5C-XLR 5-CHANNEL DMX DECODER

INPUT VOLTAGE 12V-24V DC
OUTPUT CURRENT 8A X 5CH
OUTPUT WATTAGE 5 x (96W ~ 192W)
OUTPUT CHANNELS 5
DIMENSIONS LxWxH (6.45"x2.87"x1.5")



LNE-50 MX

4.4W COLOR-TUNING CCT FLEXIBLE LED NEON SERIES

NON-DIMMING DRIVERS (COMPATABLE WITH ALL SYSTEMS)

PSHK SERIES

NON-DIMMING CONSTANT VOLTAGE WITH JUNCTION BOX

PSHK-30W-24V	CLASS 2	6.5" X 3.6" X 1.02"
PSHK-60W-24V	CLASS 2	7.4" X 3.62" X 1.02"
PSHK-96W-24V	CLASS 2	8.66" X 3.66" X 1.61"
PSHK-150W-24V		10.24" X 4.06" X 1.81"
PSHK-200W-24V		10.24" X 4.06" X 1.81"
PSHK-288W-24V	CLASS 2	11.85" X 4.25" X 1.82"
PSHK-300W-24V		10.24" X 4.25" X 1.81"

