

# CSL-100

## T-GRID LED LIGHTING SYSTEM

Project \_\_\_\_\_

Location \_\_\_\_\_

Quote/ Ref # \_\_\_\_\_

The **CSL-100** LED linear light is a lighting solution that integrates into a T-Grid for suspended ceilings applications. It can be seamlessly integrated or retrofit into standard 9/16" or 15/16" T-Grid of suspended ceilings. It can also replace selected cross tees of the grid ceiling suspension system where light is desired. It can be parallell connected 3pcs per power supply.



T-GRID BRACKET

+



LED LINEAR MODULE



### SPECIFICATIONS

INPUT VOLTAGE	100-277 VAC
POWER CONSUMPTION	10W (2 Ft.)   20W (4 Ft.)
LUMEN FLUX	1300 Lm. (2Ft.) 2600 Lm. (4Ft.)
CRI	90+
EFFICACY	580 Lm/ Ft. (9/16") 650 Lm/ Ft. (15/16")
COLOR TEMPERATURE	30K/ 35K/ 40K
DIMMING	0-10V (12%-100%)
OPERATING TEMPERATURE	40°F (-40°C) to +140°F (+60°C)
BEAM ANGLE	120°
SIGNAL CURRENT	< 1.5 mA
DRIVER	1 for 3 units
CERTIFICATIONS	DLC Listed, UL Listed
LUMEN MAINTENANCE	50,000 Hrs.
WARRANTY	5 Years

### FEATURES

- Up to 2600 Lm.
- 90+ CRI
- Designed for T-Grid suspension ceilings
- Available in 2Ft and 4Ft lengths
- Suitable for accent or ambient lighting
- Multiple CCT options available
- Superior Color Rendering Index (CRI)
- UL Listed
- DLC Listed
- Fully Dimmable
- Damp Rated



MODEL	SIZE	COLOR TEMP	DIMMING	T-GRID TYPE	DRIVER
CSL-100	2 2 Ft.	30K 3000K	DM10 0-10V	9/16 9/16 Flat	DRV-30W-DIM10* 2 Ft. 0-10 Driver
	4 4 Ft.	35K 3500K		15/16 15/16 Flat	DRV-60W-DIM10* 4 Ft. 0-10 Driver
		40K 4000K		9/16SLT 9/16 Slot	EMEG Remote Emergency Battery
				9/16-ITL 9/16 Interlude	

\*1 Driver for every 3 Units

# CSL-100

## T-GRID LED LIGHTING SYSTEM

### DRIVERS

#### DRV-30W-DIM10

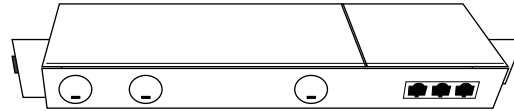
2 FT. 0-10V DIMMING DRIVER

WEIGHT: 2.2lb

#### DRV-60W-DIM10

4 FT. 0-10V DIMMING DRIVER

WEIGHT: 2.35lb



### EMERGENCY LED BATTERY (EMEG)

When AC power fails, the Emergency LED Driver (EM) immediately switches to emergency mode; operating for a minimum of 90 minutes. When AC power is restored, the emergency driver automatically returns to charging mode.

\*One Emergency Battery Per Driver required.

LUMINAIRE LOAD POWER	60W (MAX.)
FIXTURE EFFICACY	110 Lm/W
STANDBY POWER	< 0.4W
EMERGENCY OPERATION	90 Minutes
OPERATING TEMPERATURE	0°F (0°C) ~ 122°F (50°C)
BATTERY	Lithium
RECHARGE	24 Hrs.
CERTIFICATIONS	UL Listed, CEC
DIMENSIONS	12.76" x 2.13" x 1.57" (LxWxH)



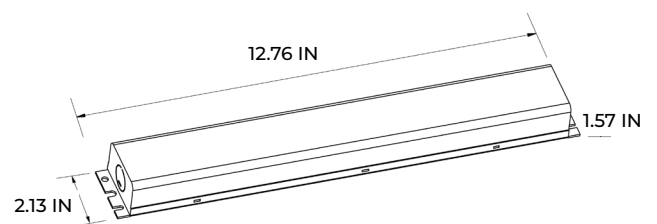
### INPUT

INPUT CURRENT (MAX.)	70 MA
INPUT POWER (MAX.)	3.2W
INPUT VOLTAGE RANGE	100-277V AC, 50-60Hz

### OUTPUT

OUTPUT VOLTAGE	170V DC
OUTPUT WATTAGE	8W
OUTPUT POWER	880 Lm (8W)

### DIMENSIONS

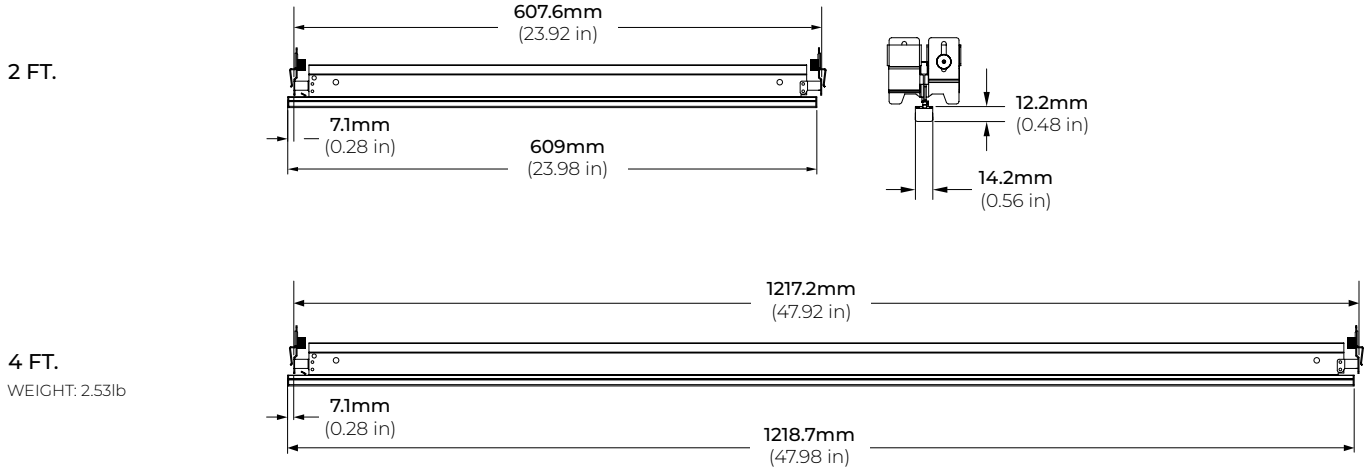


# CSL-100

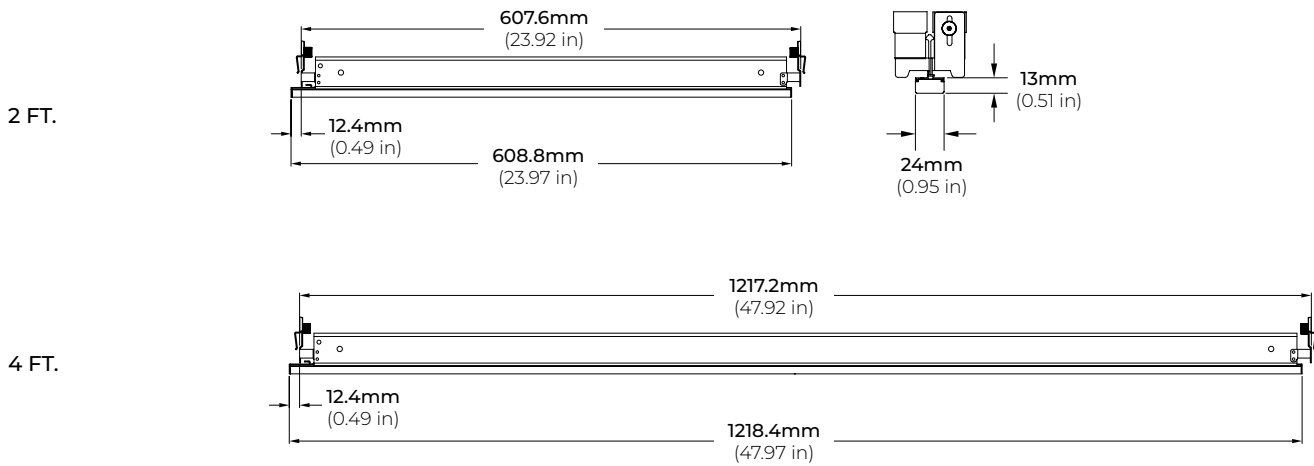
## T-GRID LED LIGHTING SYSTEM

### DIMENSIONS

#### T-GRID — TYPE 9/16



#### T-GRID — TYPE 15/16



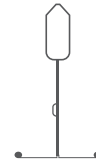

# CSL-100

## T-GRID LED LIGHTING SYSTEM

### UNIVERSAL COMPATIBILITY

*This innovative green lighting solution is designed to seamlessly integrate into T-Grid suspended ceilings, offering compatibility with 9/16" flat, 9/16" slot, 9/16" interlude, or 15/16" flat T-grid systems. It serves as a replacement for specific cross tees within the suspended grid ceiling, providing desired illumination.*

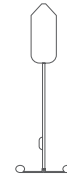
**15/16" FLAT**  
T-GRID CEILING



**9/16" SLOT**  
SLOT GRID CEILING



**9/16" FLAT**  
FINE LINE CEILING



**9/16" INTERLUDE**  
FINE LINE CEILING

