

LNE-50WD

4.4W WARM-DIM FLEXIBLE LED NEON SERIES

Project _____
Location _____
Quote/ Ref # _____

LNE-50WD Series is a high performance flexible and LED fixture designed as a neon replacement. It features smart chip technology allowing it to automatically shift color temperature from 3000K down to 1800K as it is being dimmed.



SPECIFICATIONS

INPUT VOLTAGE	24V DC Constant Voltage
POWER CONSUMPTION	4.4W per Ft.
LUMEN OUTPUT	308 Lm/Ft.
CRI	90+
DIMMING/ CONTROL	MLV, ELV, 0-10 and TRIAC
MAXIMUM RUN LENGTH	22 Ft.
CUTTABLE	Every 3.3 in (83.3mm)
STORAGE TEMPERATURE	-40°F ~176°F (-40°C ~ 80°C)
OPERATING TEMPERATURE	-4°F ~113°F (-20°C ~ 45°C)
BEAM ANGLE	120°
HUMIDITY	0-95% Non Condensing
IP RATING	IP64 (damp) or IP67 (wet)
CERTIFICATIONS	UL Listed
LUMEN MAINTENANCE	50,000 Hrs.

FEATURES

- High color consistency and smooth illumination
- Auto warm-dim LED technology
- Continuous run length up to 22 Ft.
- Cuttable every 3.3" (83.3mm)
- Bottom, side and end feed options
- UL Listed



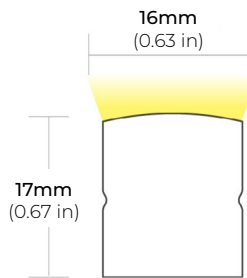
MODEL	LIGHT SURFACE	COLOR TEMP	VOLT	LENGTH	IP RATING	POWER FEED	FEED LENGTH	
LNE50WD	TP Top Bend	18K/27K 1800K/2700K	24 24V DC	1'XX per Ft.	IP64 Damp	BF Bottom Feed	HW3 3 Ft. Power Feed	
	SB Side Bend	18K/30K 1800K/3000K				IP67 Wet	SFL Side Feed Left	HW10 10 Ft. Power Feed
						SFR Side Feed Right	HW15 15 Ft. Power Feed	
						EF End Feed	HW30 30 Ft. Power Feed	
					HW50 50 Ft. Power Feed			

*1 = Custom length per FT. (cuttable every 3.3")

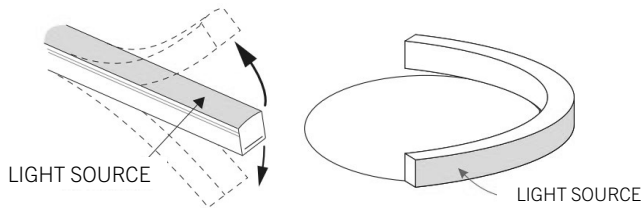
LNE-50WD

4.4W WARM-DIM FLEXIBLE LED NEON SERIES

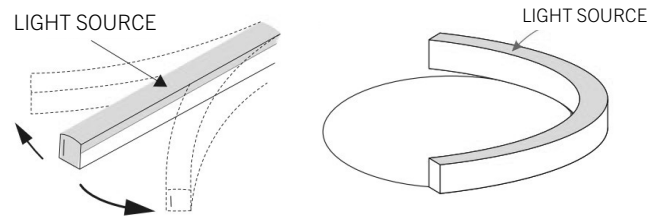
DIMENSIONS



LNE-50-TP (TOP BEND)



LNE-50-SB (SIDE BEND)



COMPATIBLE ACCESSORIES

SELF LOCKING ALUMINUM PROFILE

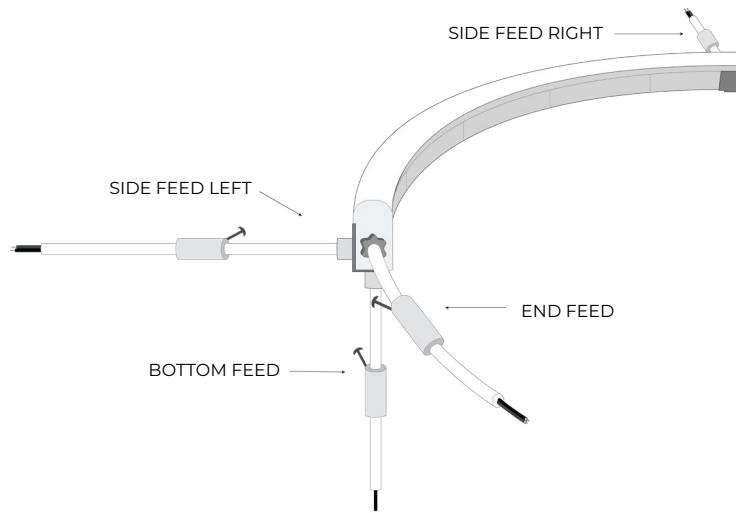
LNE-AC2
2" PROFILE

LNE-AC39
39" PROFILE



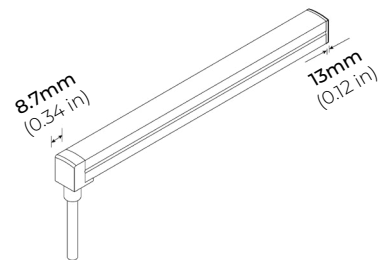
LNE-50WD

4.4W WARM-DIM FLEXIBLE LED NEON SERIES

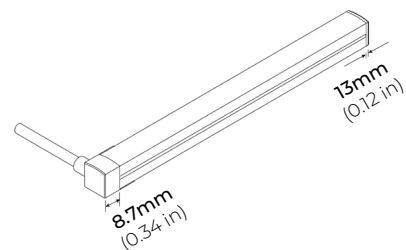


POWER FEED (IP64)

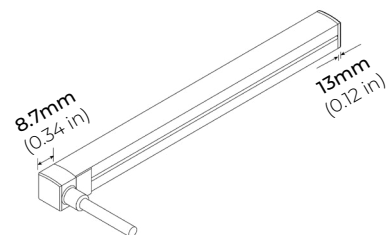
BF
BOTTOM FEED



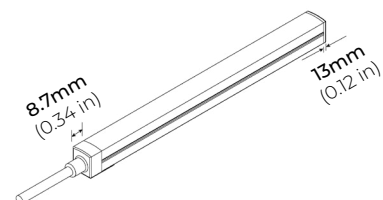
SFL
SIDE LEFT FEED



SFR
SIDE RIGHT FEED

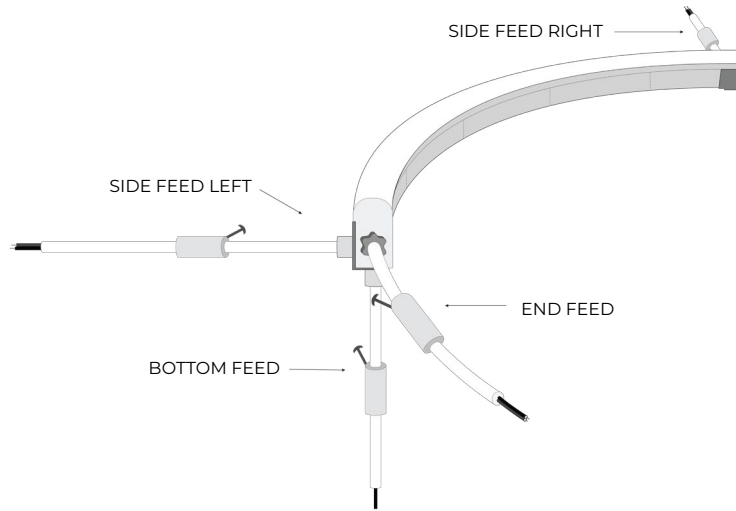


EF
END FEED



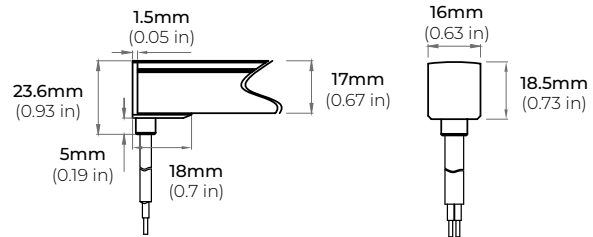
LNE-50WD

4.4W WARM-DIM FLEXIBLE LED NEON SERIES

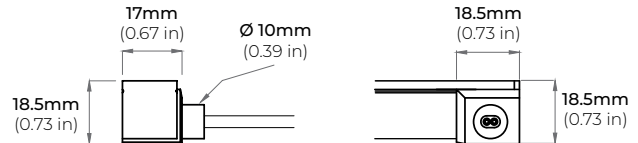


POWER FEED (IP67)

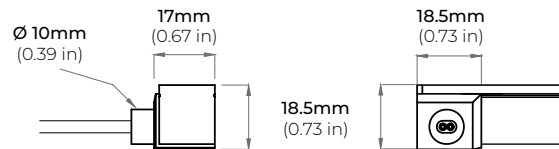
BF
BOTTOM FEED



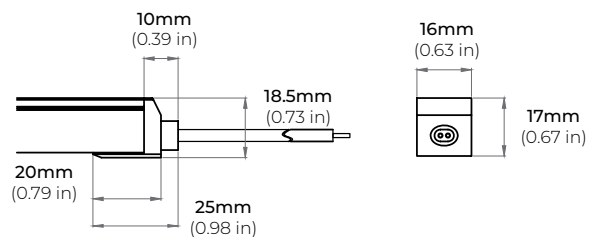
SFL
SIDE LEFT FEED



SFR
SIDE RIGHT FEED



EF
END FEED



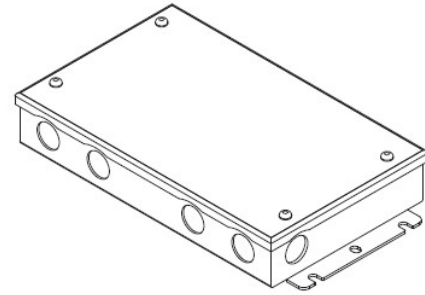
LNE-50WD

4.4W WARM-DIM FLEXIBLE LED NEON SERIES

COMPATIBLE TRANSFORMERS

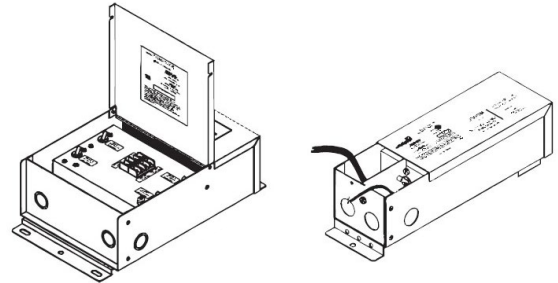
PSDL SERIES TRIAC DIMMABLE

PSDL-30W-24V	CLASS 2	6.5" X 3.63" X 1.03"
PSDL-60W-24V	CLASS 2	7.4" X 3.63" X 1.03"
PSDL-96W-24V	CLASS 2	8.67" X 3.67 X 1.62"
PSDL-150W-24V		8.67" X 3.67" X 1.62"
PSDL-192W-24V	CLASS 2	10.25" X 4.06" X 1.82"
PSDL-200W-24V		10.25" X 4.06" X 1.82"
PSDL-288W-24V	CLASS 2	10.25" X 4.06" X 1.82"
PSDL-300W-24V		10.25" X 4.06" X 1.82"



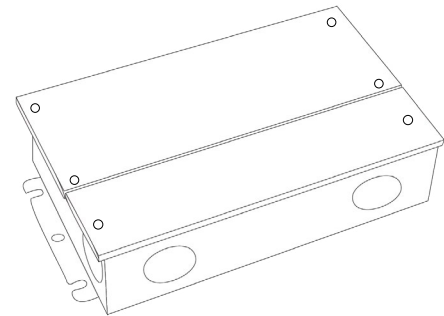
PSDH SERIES HIGH PERFORMANCE MAGNETIC LOW VOLTAGE (MLV)

PSDH-48W-24V	CLASS 2	11.25" X 3.37" X 3.25"
PSDH-96W-24V	CLASS 2	11.25" X 3.37" X 3.25"
PSDH-288W-24V	CLASS 2	14.25" X 8.43" X 4.43"



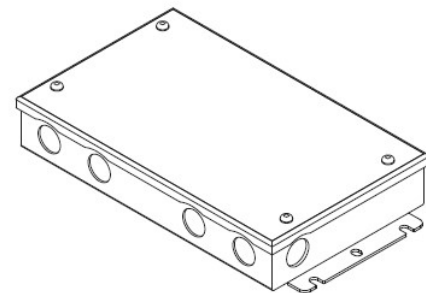
PSRX SERIES 4-IN-1 DIMMING DRIVER

PSRX-30W-24V	CLASS 2	6.5" X 3.72" X 1.57"
PSRX-60W-24V	CLASS 2	7.4" X 3.72" X 1.57"
PSRX-96W-24V	CLASS 2	8.66" X 3.72" X 1.57"
PSRX-150W-24V		10.24" X 4.13" X 1.77"
PSRX-192W-24V	CLASS 2	11" X 4" X 1.82"
PSRX-200W-24V		10.24" X 4.13" X 1.77"
PSRX-288W-24V	CLASS 2	11.85" X 4.25" X 1.82"
PSRX-300W-24V		10.94" X 4.33" X 1.77"



PSVT SERIES 0-10V DIMMING DRIVER

PSVT-60W-24V	CLASS 2	7.4" X 3.72" X 1.57"
PSVT-96W-24V	CLASS 2	8.66" X 3.72" X 1.57"
PSVT-200W-24V		10.24" X 4.13" X 1.77"
PSVT-288W-24V	CLASS 2	11.85" X 4.25" X 1.81"
PSVT-300W-24V		10.94" X 4.33" X 1.77"



LNE-50WD

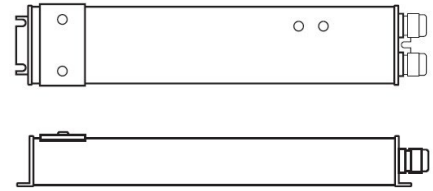
4.4W WARM-DIM FLEXIBLE LED NEON SERIES

COMPATIBLE TRANSFORMERS

PSDE SERIES

0-10V DIMMING W/ JUNCTION BOX

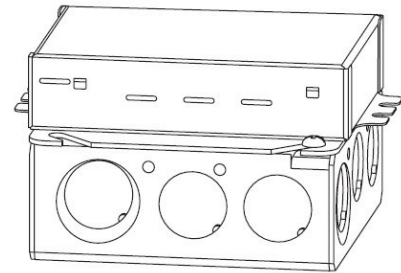
PSDE-60W-24V-010-JB	CLASS 2	12.1" X 2.36" X 1.4"
PSDE-96W-24V-010-JB	CLASS 2	12.1" X 2.36" X 1.4"




LUTRON 1%

3-WIRE DIMMING

L3DA4U1UKL-CV240	CLASS 2	4.89" X 4" X 2.62"
------------------	---------	--------------------



PSDE-96W-24V-ECO	CLASS 2	10.5" X 3.0" X 2.0"
------------------	---------	---------------------



COMPATIBLE NON-DIMMING DRIVERS

PSHK SERIES

NON-DIMMING CONSTANT VOLTAGE WITH JUNCTION BOX

PSHK-30W-24V	CLASS 2	6.5" X 3.6" X 1.02"
PSHK-60W-24V	CLASS 2	7.4" X 3.62" X 1.02"
PSHK-96W-24V	CLASS 2	8.66" X 3.66" X 1.61"
PSHK-150W-24V		10.24" X 4.06" X 1.81"
PSHK-200W-24V		10.24" X 4.06" X 1.81"
PSHK-288W-24V	CLASS 2	11.85" X 4.25" X 1.82"
PSHK-300W-24V		10.24" X 4.25" X 1.81"

