

LNE-50 RGBW

5.3W COLOR CHANGING+ WHITE FLEXIBLE LED NEON SERIES

Project _____
Location _____
Quote/ Ref # _____

LNE-50 RGBW Series is a high performance flexible and affordable LED fixture designed as a neon replacement useful in a wide variety of indoor or outdoor applications where a smooth surface and continuous line of light is desired. It is a flexible strip light that can bend around contours or tight curves horizontally or vertically without being damaged.



SPECIFICATIONS

INPUT VOLTAGE	24V DC Constant Voltage
POWER CONSUMPTION	5.3W per Ft.
LUMEN OUTPUT	149Lm/ Ft.
CRI	90+
COLOR TEMPERATURE	RGB+27K/ RGB+30K/ RGB+40K
DIMMING/ CONTROL	Through DMX Controller
MAXIMUM RUN LENGTH	16 Ft.
CUTTABLE	Every 3.2" (83mm)
STORAGE TEMPERATURE	-40°F ~176°F (-40°C ~ 80°C)
OPERATING TEMPERATURE	-4°F ~113°F (-20°C ~ 45°C)
BEAM ANGLE	120°
HUMIDITY	0-95% Non Condensing
IP RATING	IP64 (damp) or IP67 (wet)
CERTIFICATIONS	UL Listed
LUMEN MAINTENANCE	50,000 Hrs.

FEATURES

- High color consistency and smooth illumination
- RGB color changing + white
- Continuous run length up to 16 Ft.
- Cuttable every 3.2" (83mm)
- Bottom, side and end feed options



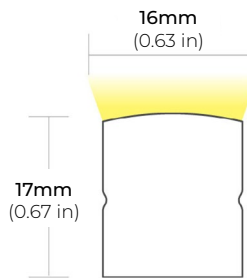
MODEL	SURFACE	COLOR TEMP	VOLT	LENGTH	IP RATING	POWER FEED	FEED LENGTH	
LNE50	TP Top Bend	RGBW27K RGB+2700K	24 24V DC	'XX per Ft.	IP64 Damp	BF Bottom Feed	HW3 3 Ft. Power Feed	
	SB Side Bend	RGBW30K RGB+3000K				IP67 Wet	SFL Side Feed Left	HW10 10 Ft. Power Feed
	RGBW40K RGB+4000K	SFR Side Feed Right				HW15 15 Ft. Power Feed		
						EF End Feed	HW30 30 Ft. Power Feed	
							HW50 50 Ft. Power Feed	

*1 = Custom length per FT. (cuttable every 3.2")

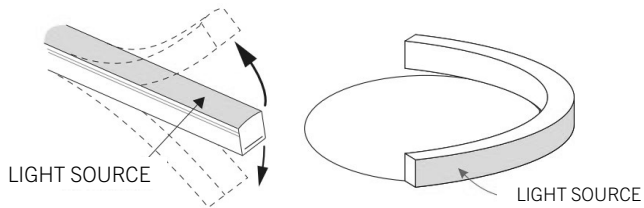
LNE-50 RGBW

5.3W COLOR CHANGING+ WHITE FLEXIBLE LED NEON SERIES

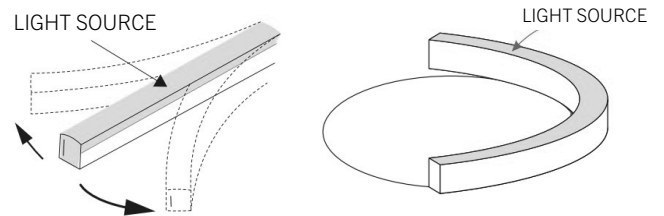
DIMENSIONS



LNE-50-TP (TOP BEND)



LNE-50-SB (SIDE BEND)



COMPATIBLE ACCESSORIES

SELF LOCKING ALUMINUM PROFILE

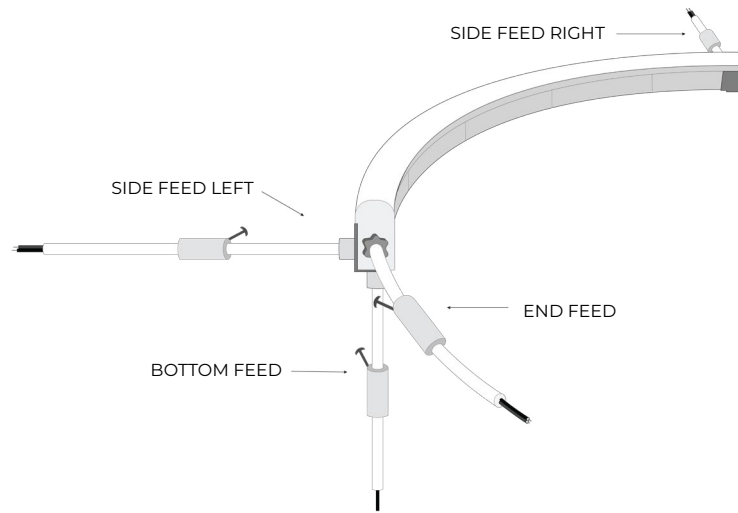
LNE-AC2
2" PROFILE

LNE-AC39
39" PROFILE



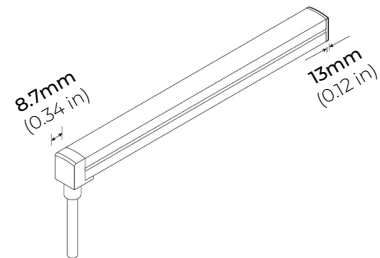
LNE-50 RGBW

5.3W COLOR CHANGING+ WHITE FLEXIBLE LED NEON SERIES

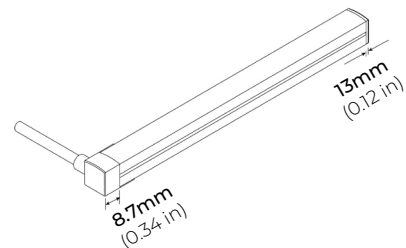


POWER FEED (IP64)

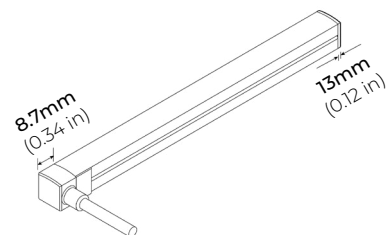
BF
BOTTOM FEED



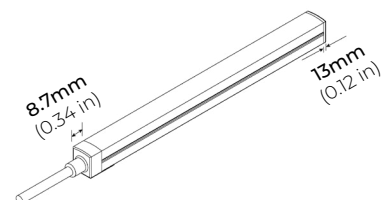
SFL
SIDE LEFT FEED



SFR
SIDE RIGHT FEED

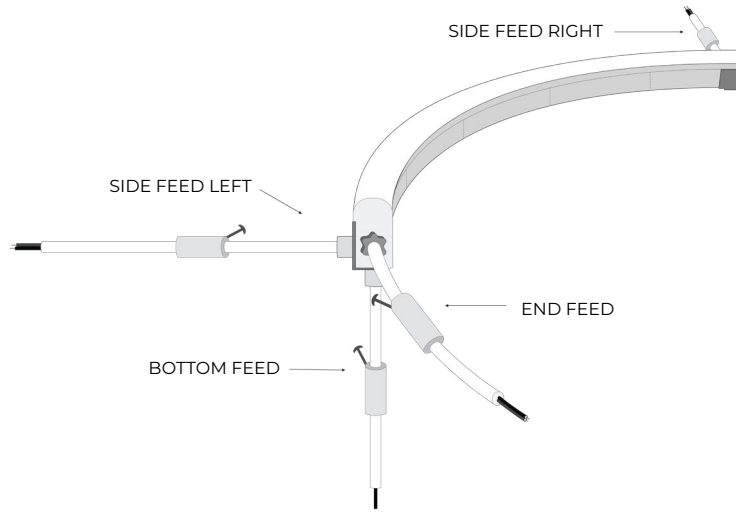


EF
END FEED



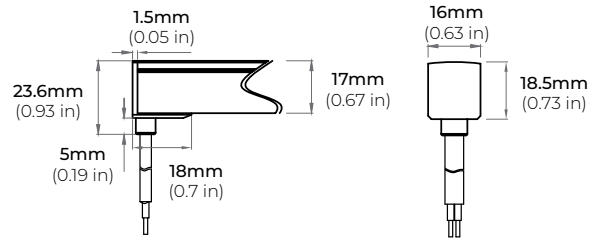
LNE-50 RGBW

5.3W COLOR CHANGING+ WHITE FLEXIBLE LED NEON SERIES

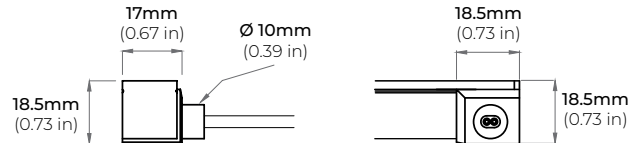


POWER FEED (IP67)

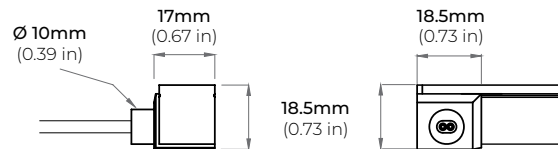
BF
BOTTOM FEED



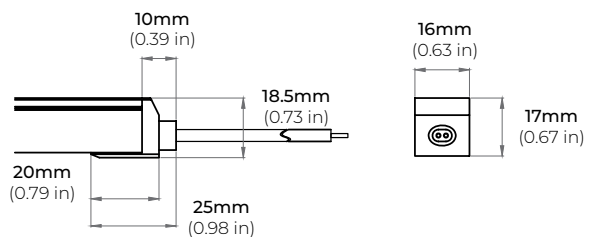
SFL
SIDE LEFT FEED



SFR
SIDE RIGHT FEED



EF
END FEED



LNE-50 RGBW

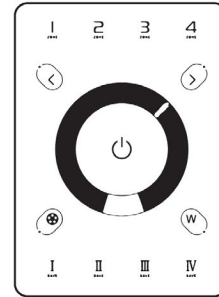
5.3W COLOR CHANGING+ WHITE FLEXIBLE LED NEON SERIES

DMX CONTROLLERS

RGB CT600

MULTI-FUNCTION RGBW WALL CONTROLLER

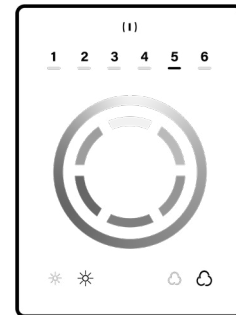
INPUT VOLTAGE	5V DC, 1A
OUTPUT SIGNAL	RF 2.4GHZ + DMX512
CONTROL	4 ZONES
COLOR OPTIONS	Black/ White
WORKING TEMP	-20°C ~ 40°C
DIMENSIONS	LxWxH (5.19"x7.08"x1.38")



RGB-SCW4

WiFi DMX WALL CONTROLLER


INPUT VOLTAGE	5 - 10V DC, 06A
OUTPUT SIGNAL	DMX512 (x2)
PROGRAMMABILITY	PC/ MAC
COLOR OPTIONS	Black/ White
CONNECTIONS	USB/ 8dry contact ports/ Open drain output (for relay)
MEMORY	Built-In Flash
WORKING TEMP	-10°C ~ 45°C
DIMENSIONS	LxWxH (5.75"x4.17"x0.43")



RGB-SDE3

WiFi DMX WALL CONTROLLER

INPUT VOLTAGE	6V DC, 0.6A
OUTPUT SIGNAL	DMX512 (x2)
PROGRAMMABILITY	PC/ MAC/ Tablet/ Smartphone
COLOR OPTIONS	Black/ White
CONNECTIONS	USB/ Ethernet/ RS232/ CLock/ 8dry contact ports/ 5V output relay
MEMORY	MicroSD Card
WORKING TEMP	-20°C ~ 40°C
DIMENSIONS	LxWxH (5.75"x4.17"x0.43")



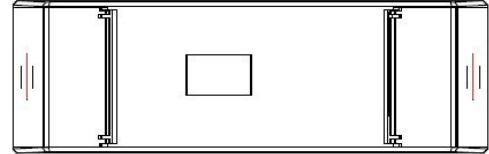
LNE-50 RGBW

5.3W COLOR CHANGING+ WHITE FLEXIBLE LED NEON SERIES

DMX DECODERS

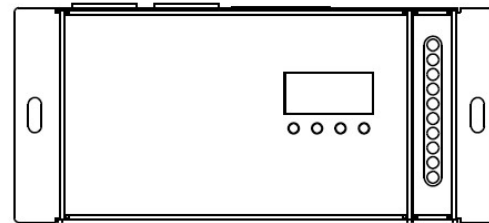
RGB-DMX-4C-RJ45 4-CHANNEL DMX DECODER

INPUT VOLTAGE 12V-24V DC
OUTPUT CURRENT 5A X 4CH
OUTPUT WATTAGE 60W(12V), 120W(24V)
OUTPUT CHANNELS 4
DIMENSIONS LxWxH (7"x1.77"x0.75")



RGB-DMX-5C-XLR 5-CHANNEL DMX DECODER

INPUT VOLTAGE 12V-24V DC
OUTPUT CURRENT 8A X 5CH
OUTPUT WATTAGE 5 x (96W ~ 192W)
OUTPUT CHANNELS 5
DIMENSIONS LxWxH (6.45"x2.87"x1.5")



LNE-50 RGBW

5.3W COLOR CHANGING+ WHITE FLEXIBLE LED NEON SERIES

NON-DIMMING DRIVERS (COMPATABLE WITH ALL SYSTEMS)

PSHK SERIES

NON-DIMMING CONSTANT VOLTAGE WITH JUNCTION BOX

PSHK-30W-24V	CLASS 2	6.5" X 3.6" X 1.02"
PSHK-60W-24V	CLASS 2	7.4" X 3.62" X 1.02"
PSHK-96W-24V	CLASS 2	8.66" X 3.66" X 1.61"
PSHK-150W-24V		10.24" X 4.06" X 1.81"
PSHK-200W-24V		10.24" X 4.06" X 1.81"
PSHK-288W-24V	CLASS 2	11.85" X 4.25" X 1.82"
PSHK-300W-24V		10.24" X 4.25" X 1.81"

